

Ranger

2023.50MY



Ford

Bigger, tougher, smarter



Say hello to the best Ranger ever built.
Designed and engineered by Ford Australia – but made for over 180 countries –
this is the perfect partner for work, family and play. Live your Ranger life your way.



The Ford Ranger has undergone unrelenting global testing from sub-zero to +50° celsius temperatures to ensure it's robust, rugged and capable. Its high-strength steel frame and steel body ensure the Ranger's Built Ford Tough reputation for quality, durability and strength.

Certain vehicle models, options, packs and accessories shown throughout this brochure are scheduled to launch progressively and additional wait times may apply. Vehicle undercarriage should be cleaned with fresh water after driving on sand.

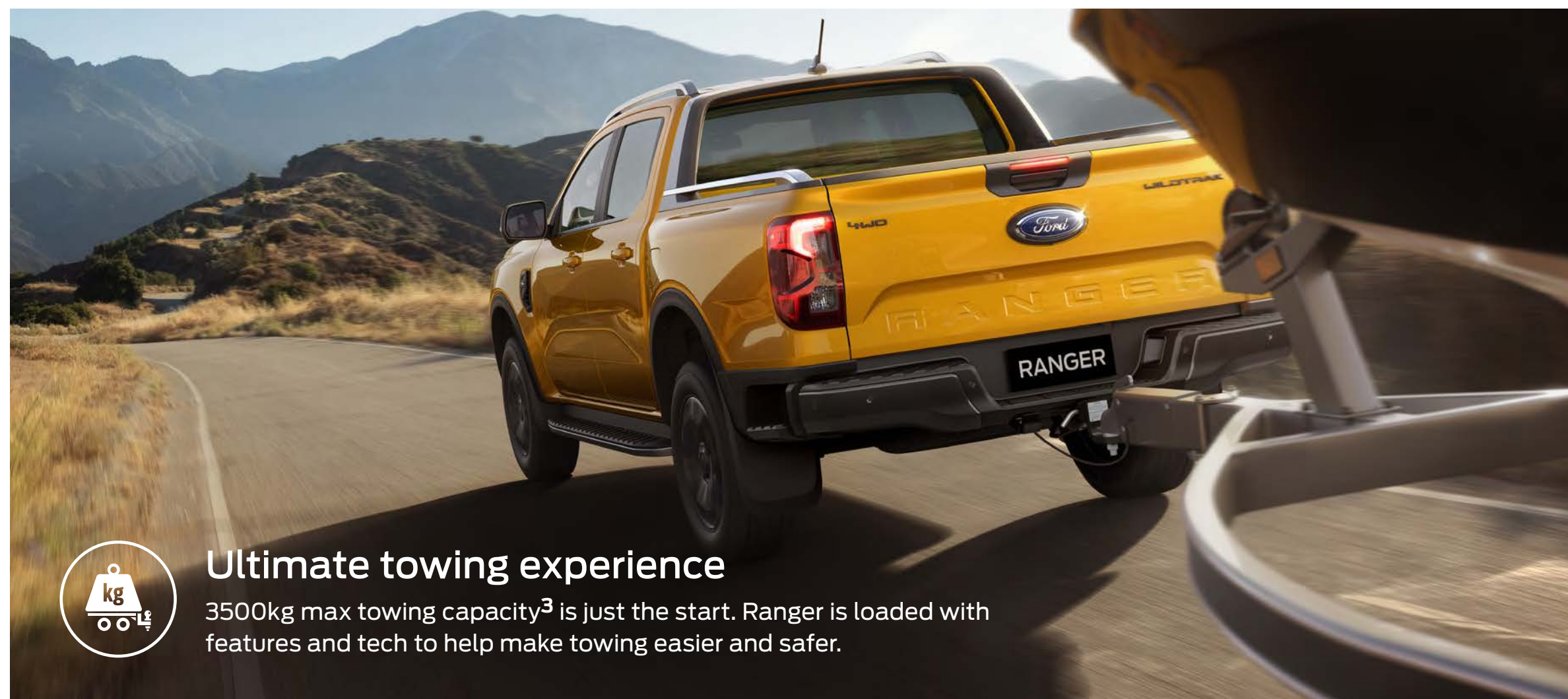


V6 3.0L diesel power

A powerful new premium 3.0-litre V6 Turbo Diesel engine¹ headlines a range of improved diesel powertrains.

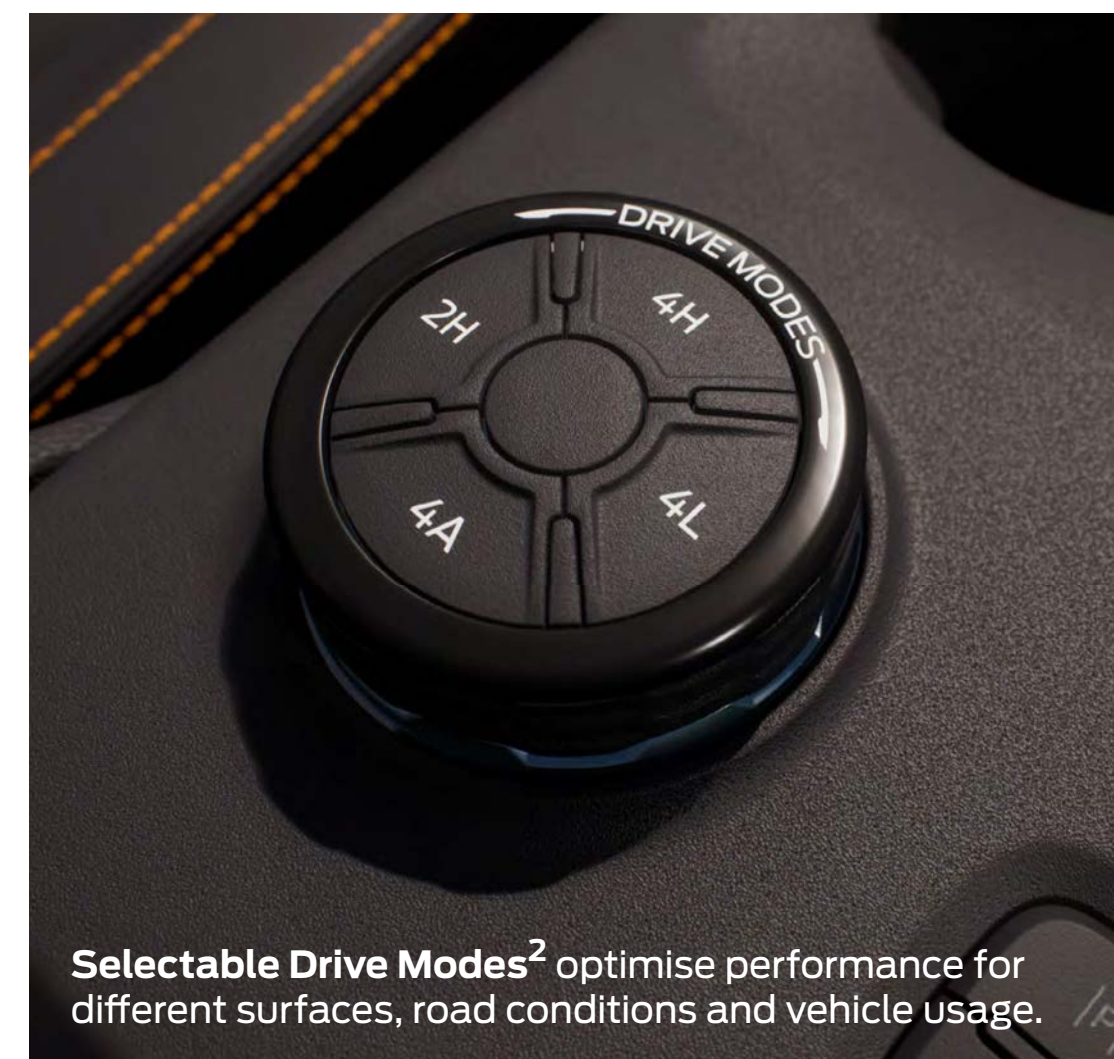
Next-Gen power & capability

New and upgraded engines, together with a range of automatic transmissions and selectable drive modes² make the Ford Ranger ready to tackle almost anything.



Ultimate towing experience

3500kg max towing capacity³ is just the start. Ranger is loaded with features and tech to help make towing easier and safer.



Selectable Drive Modes² optimise performance for different surfaces, road conditions and vehicle usage.

Our most versatile Ranger ever

Ranger helps you make light work of any job, with integrated rear box step⁴, new Cargo Management System, a wider load box that fits 'Euro' pallets (1,200mm x 800mm) and tailgate work bench.



Rear box step

A tough integrated step⁴ makes accessing the cargo area easier and safer than ever before.

Better ways to work



Clamp pockets⁵

On pick-up models, two clamp pockets on the end of the tailgate allow you to clamp timber or tools to the tailgate work bench. They're concealed by spring-loaded capping when not in use.




Cargo management system⁶

On selected models, tie down cleats can be configured to your specific needs, with an adjustable internal load rail on each side of the bed. Cleats slide and lock into 9 locations and are load rated to 250kg.



Fits a pallet

Ford Ranger has a wide track providing more room between the wheel arches. You can now load a standard sized 'Euro' pallet (1,200mm x 800mm) in the bed.



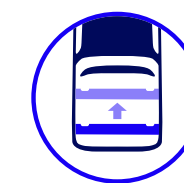
Improved bedliner

The ribs on the floor of the moulded bedliner⁷ are now wider, offering more surface area to better grip cargo, and a more comfortable surface to kneel on.



Zone lighting⁸

On selected models, a network of lights including headlamps, external mirror puddle lamps and rear box lamps work together to illuminate the perimeter of the vehicle so you can work or play into the night.



Platinum's flexible rack system⁹

The flexible rack system with the sliding load rack easily slides and locks into five positions along the tub, and in conjunction with the folding roof racks, makes carrying long items easy.

Flexible rack system



Pre-production Platinum shown. Specifications and features on production model may vary.

Safety & Driver Assistance



Active Park Assist 2.0¹⁰

On selected models, Active Park Assist 2.0 helps reduce the stress of parking by taking over the steering, shifting, braking and acceleration to navigate parallel or perpendicular parking spaces with ease. The system also includes Park Out Assist, which provides assistance when exiting a parallel parking spot.



Intelligent Adaptive Cruise Control with Stop & Go, Traffic Sign Recognition and Lane Centering¹³

On selected models, this feature allows you to maintain a preset speed and distance from the vehicle ahead, with Traffic Sign Recognition automatically adjusting to the posted speed limit. If traffic slows in front of you, the vehicle will automatically slow down and come to a stop and then return to your set cruising speed once traffic clears. Plus, Lane Centering helps keep your vehicle centered in the lane.



Blind Spot Monitoring with Cross Traffic Alert¹¹ & Trailer Coverage¹²

Available on pick-up models, this feature helps you change lanes, alerts you when a vehicle enters the blind spot zone and will even resist the lane change if the driver misses the warning. Cross-Traffic Alert warns of traffic approaching from the sides when the vehicle is in reverse.




360-Degree Camera¹⁴

On selected models, offers a bird's-eye top-down view around your vehicle, making it easier than ever to navigate tight spaces and crowded parking lots.



5 Star Safety Rating

Ranger includes a network of safety features and smart driver assistance technology, working together to protect you. Drive with confidence knowing that the Ford Ranger¹⁵ has achieved the maximum ANCAP safety rating of 5-stars.




Wireless Connection

Connect to Apple CarPlay™¹⁸ and Android Auto™¹⁸ without a cable in sight. This cordless connection makes life easy and uncluttered.

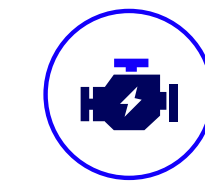
Ranger connects with you

Every Ranger comes fitted with an embedded modem known as FordPass¹⁹ Connect.

Once activated, using the FordPass App on your smartphone you can locate your vehicle, lock and unlock the doors, and even start the engine remotely.



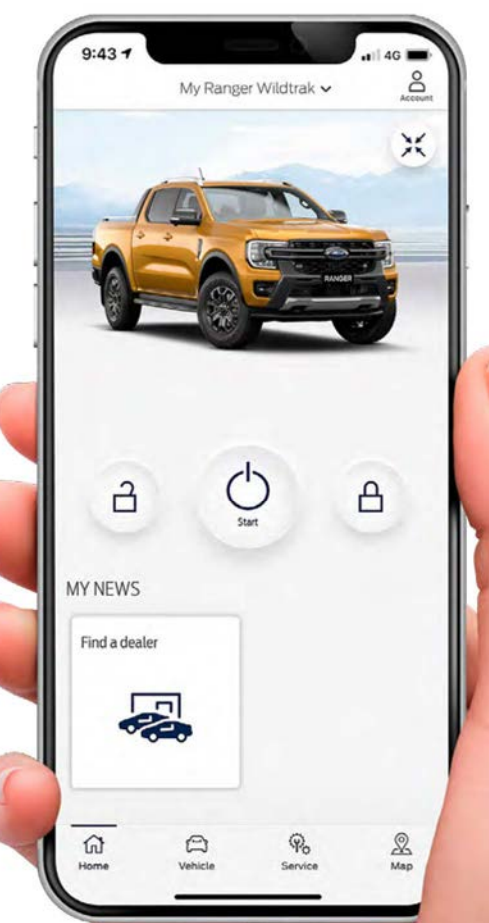
Remote start to heat or cool cabin to last known setting



Receive Health Alerts or check Vehicle Status



Check your fuel level remotely



Effortless interactivity

The Ford Ranger lets you experience a whole new world of connectivity, with wireless charging¹⁷, wireless connection and the interactive SYNC[®] 4A¹⁶ infotainment system.

SYNC[®] 4A¹⁶

An interactive in-vehicle communication and entertainment system with a host of features, made easier by the system showing your last 5 actions, wireless smartphone integration, and a 10.1-inch or 12-inch touchscreen.

Wireless Charging Pad¹⁷

On selected models, avoid the hassle of having to plug in your phone: simply place it on the Ranger's wireless charging pad and you're good to go.



Wildtrak interior

Ranger ownership experience



We're constantly introducing new tools and services, designed to adapt to your needs throughout the life of your vehicle.



Got questions? Speak with our Ranger Experts. Get personalised expert advice to learn about the advanced features of the Ford Ranger, or even buying advice on what model best suits your lifestyle. Our Experts can be accessed via ford.com.au. If available you can speak to them live or make a booking for a future appointment, all at a time convenient to you.



The Discover Your Ford learning hub is available to help you with everything from connecting FordPass to making the most of Drive Modes. For more information, visit ford.com.au/support/discover-your-ford

Pre-production Platinum shown. Specifications and features on production model may vary.

Ford Premier Motor Insurance²⁰

Ford Genuine Parts maintain the integrity of your car by ensuring it performs the way it's meant to.

It's the same with genuine Ford Premier Motor Insurance. Because it's made specifically for your Ford, it offers these key features to restore your car to how it was before the accident:



3 Year New for Old Replacement²¹

If your Ford is beyond repair and less than 3 years old, we'll replace it with a new one



New Genuine Parts²²

We look after the integrity of your Ford by only using New Genuine Parts, when possible



Choice of Repairer²³

You can choose the repairer that suits you best, because we're all about offering you flexibility



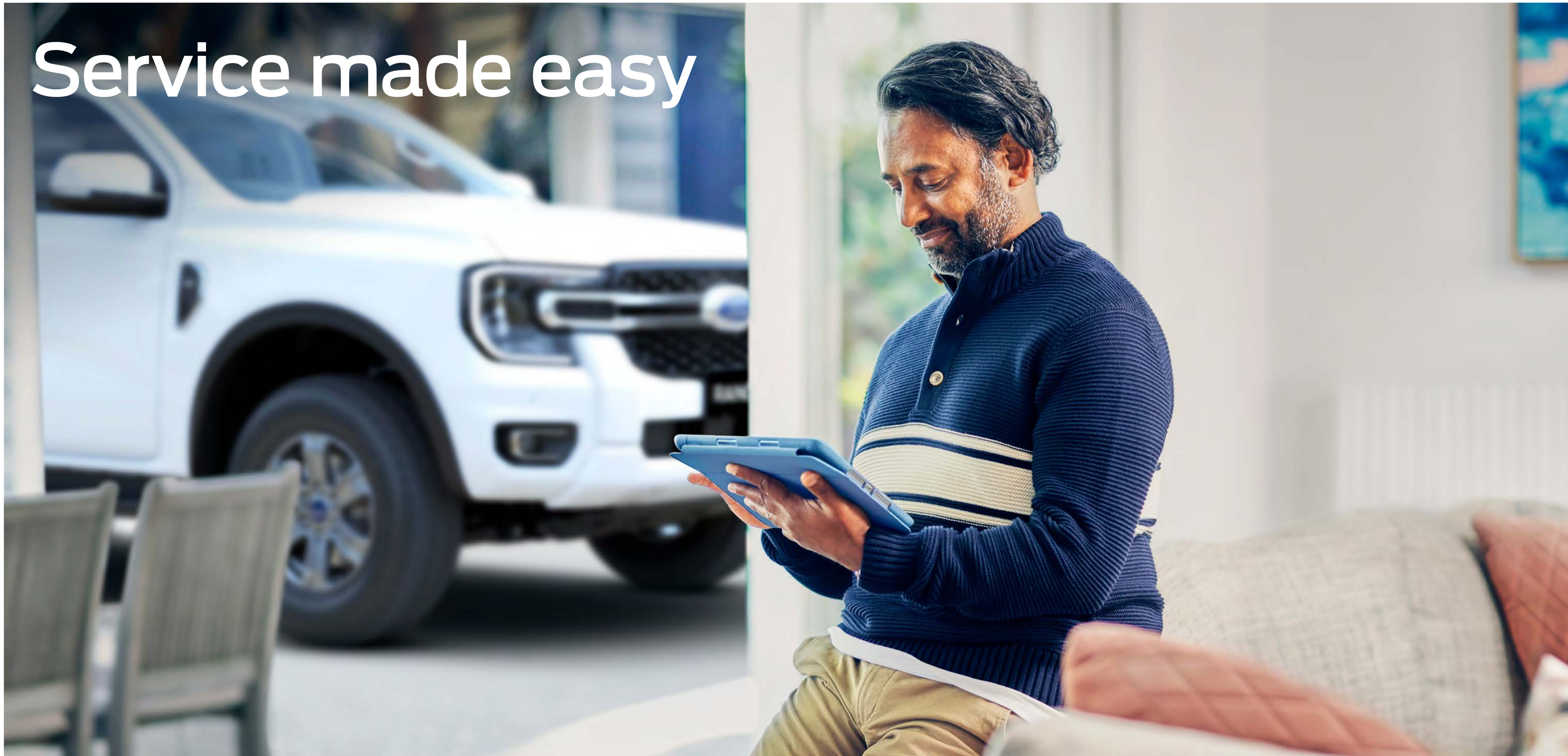
Flexible Payment Options

We offer easy monthly repayments at no extra cost

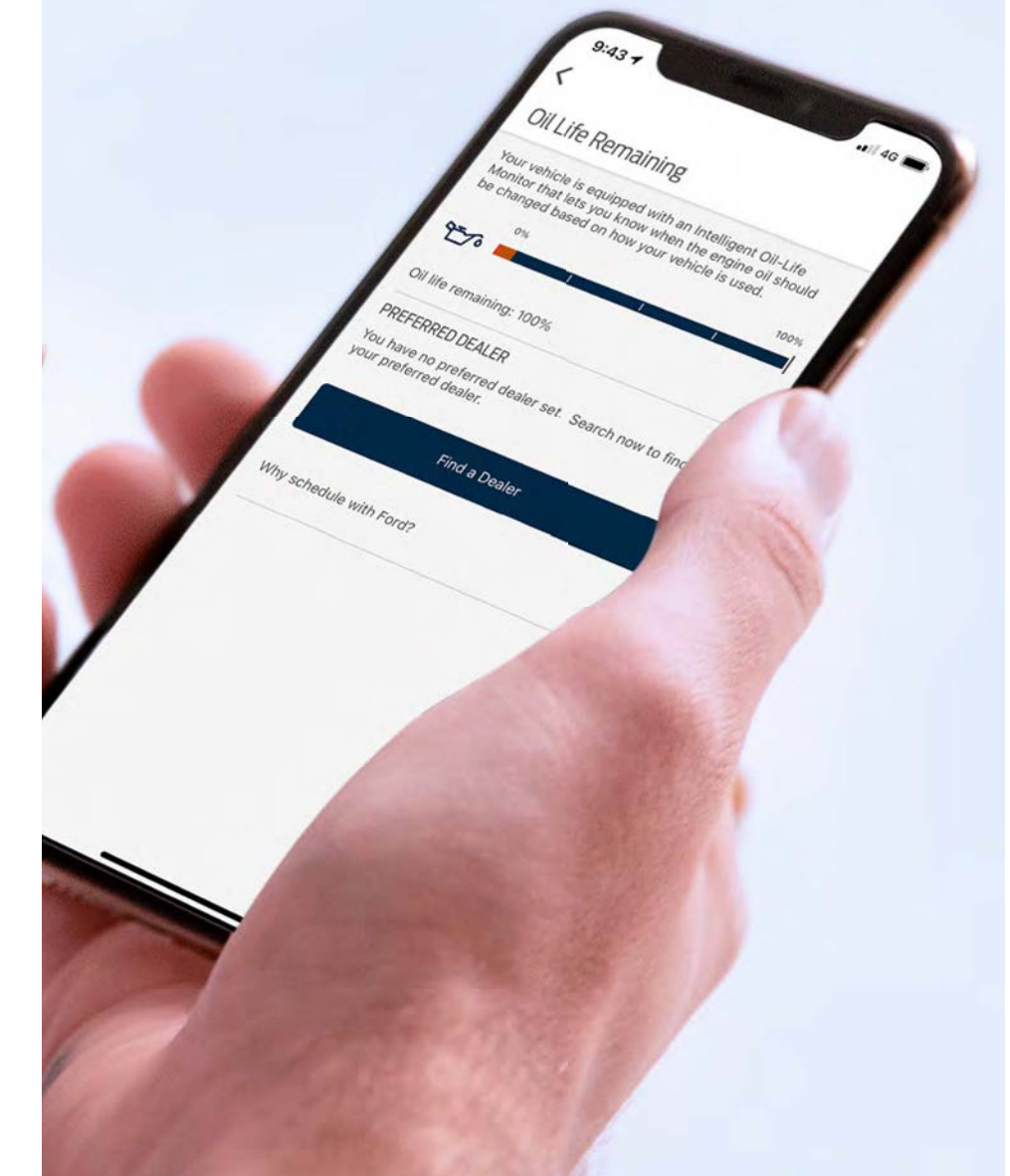


For more information, visit ford.com.au/owners/insurance

Service made easy



Intelligent Oil Life Monitoring System (IOLM)



When you service at Ford with our factory trained technicians, your peace of mind is our top priority.

We use Genuine Ford Parts made for your vehicle (where possible) and provide you with a vehicle health report, so you know your vehicle is being maintained the way it should. Take advantage of all the Ford Service Benefits on offer.

Service Loan Car²⁴

So we can keep you on the road when you're getting your car serviced, you can take advantage of our Service Loan Car program.

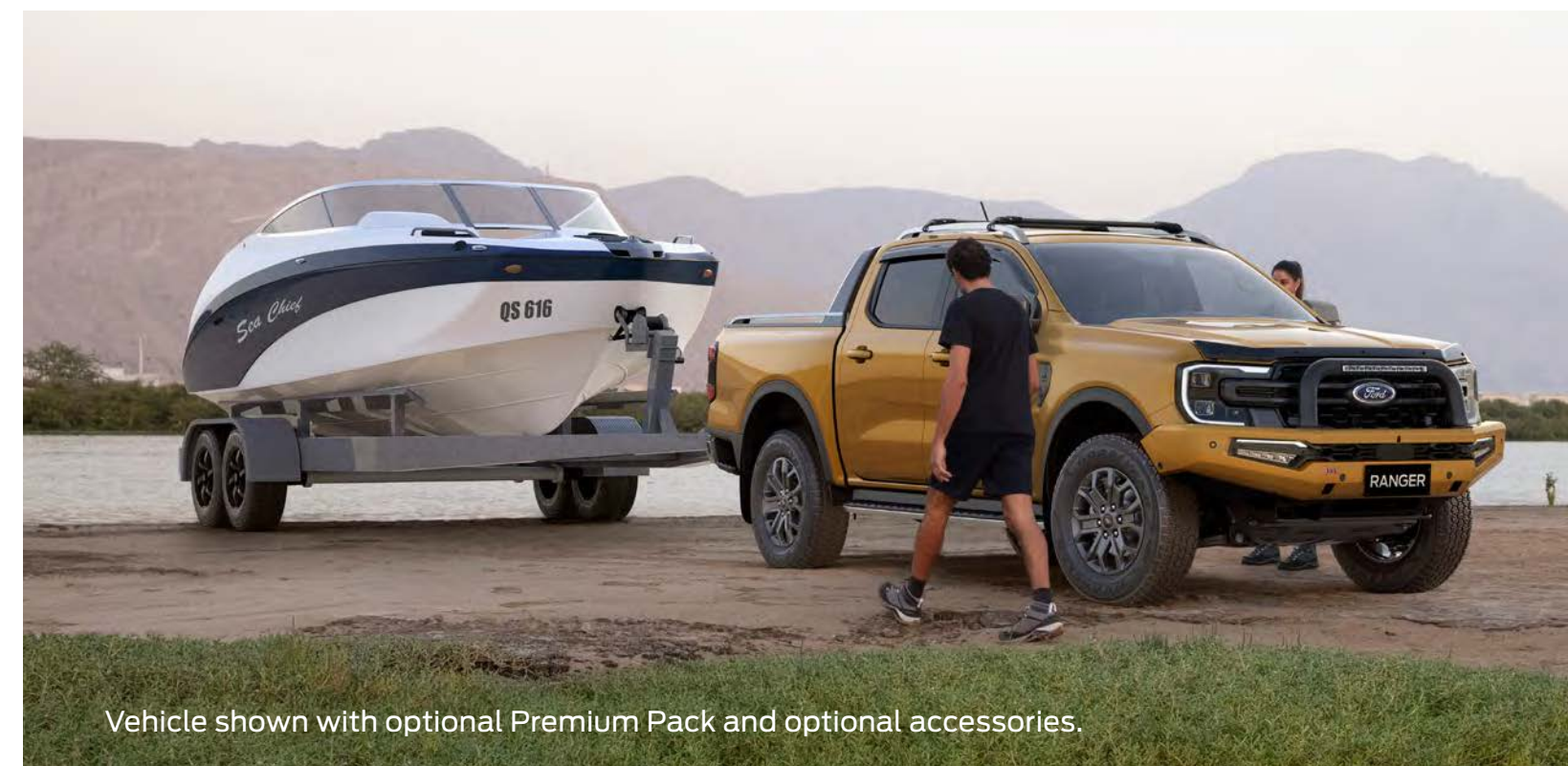
Roadside Assistance²⁵

Enjoy Ford National Roadside Assistance with your vehicle purchase and following each General Service at a participating Ford Dealer. Retail customers also receive Auto Club Lifestyle Membership.

Low Price Tyre Guarantee²⁶

Get great prices on the most trusted tyre brands. We'll match any competitors' price on selected tyres we stock, guaranteed.

Discover the full range of Ford service benefits by visiting ford.com.au/owners/service



Vehicle shown with optional Premium Pack and optional accessories.

Smart oil servicing

The Intelligent Oil Life Monitor is a smart system that measures the performance of your vehicle's oil and alerts you that the oil needs changing via the instrument cluster or FordPass¹⁹ App.



Nobody knows your Ford like we do

There's no better way to personalise your Ford than with the wide range of Ford accessories available soon for every model.

From fridges and driving lights, to canopies and bull bars, you'll find lots of options to make your Ford uniquely your own at one of our nation-wide Dealers.



Vehicle shown fitted with optional accessories scheduled to launch progressively and additional wait times may apply.



Genuine Quality

Every Ford Genuine and Ford Licensed Accessory has undergone a rigorous evaluation process by Ford engineers to ensure it's fully compatible with your vehicle for optimal integration and performance.



Five Year Warranty

Enjoy complete peace of mind with all Ford Genuine and Ford

Licensed Accessories, backed by a full Ford Warranty of up to 5 Years and unlimited kilometres.²⁷



Australia Wide

Our vast national network of Ford Dealers means there's a fitment centre

conveniently located near you. Always up-to-date with thorough knowledge of the newest products and latest technical information, your local Ford Dealership is the perfect place for all your accessory needs.



4X4 ACCESSORIES

Ford has joined forces with ARB to create an exciting range of 4x4 accessories designed for the Ford Ranger. You can choose from a large selection of ARB Ford Licensed Accessories at your local participating Ford Dealer, backed by Ford's 5 year unlimited kilometre warranty²⁸ when fitted to your new Ranger prior to delivery – and the range will continue to expand.



The Range

Ranger XL



Capable and reliable, Ranger XL is ready to work

Ranger XLS



With a black grille and 16-inch alloys, it's as capable as it is comfortable

Ranger XLT



Tough, comfortable and connected, it's all you need for work, family & play

Ranger Sport



Modern dark accents, 18-inch alloy wheels and ebony interior finish

Ranger Wildtrak



Distinctive appearance, premium interiors and packed with technology

Ranger Platinum



Packed with features and the ultimate blend of premium luxury for work, family & play.

Choose your colour



Arctic White



Aluminium*



Meteor Grey*



Shadow Black*



Blue Lightning**



Sedona Orange*



Luxe Yellow***



Equinox Bronze***

*Prestige paint colours available at additional cost ^Not available on Wildtrak ~Wildtrak exclusive colour #Not available on Platinum *Platinum exclusive colour ^Pre-production Platinum shown. Specifications and features on production model may vary.

Contact us

If you have any questions or concerns, please contact our Customer Relationship Centre on 13 FORD (13 3673) or email foacaust1@ford.com

Ford for good

From supporting national causes to community volunteering, we take our social responsibility seriously. Find out more at ford.com.au/about/community

Running a fleet?

Our Ford Fleet team is here to assist you in any way we can. Please call 1300 13 13 30 or email askfleet@ford.com

Discover more at ford.com.au

1. Standard XLT 4x4 Double Cab Cab-Chassis and Platinum. Available at additional cost on 4x4 XLT Double Cab pick-up, Sport & Wildtrak.

2. Some drive modes available on 4x4 only. Drive modes not available on XL models. Rotary dial to change drive modes is standard on Sport, Wildtrak, Platinum and Raptor models only. A push button to change drive modes is standard for XLS & XLT models. Driver-assist features are supplemental and do not replace the driver's attention, judgment and need to control the vehicle. May not operate at certain speeds, or in certain driving, road or weather conditions. See Owner's Manual for more information.

3. Maximum towing capacity-braked using a Genuine Ford tow pack (Standard on XLT, Sport, Wildtrak and Platinum models. Optional as part of a pack at additional cost on XL and XLS). Subject to State and Territory regulations. To comply with these limits, occupants and / or luggage may need to be restricted to not exceed the GCM and GVM limits. For further details regarding passenger and luggage restrictions, please consult your authorized Ford Dealer and / or refer to the Owner's Manual.

4. Only on pick-up models, excluding Raptor.

5. Only on pick-up models.

6. Standard on Wildtrak and Platinum. Available as part of a pack at additional cost on 4x4 XLT pick-up models and Sport.

7. Not available on chassis cab models. Standard on XLT Double Cab, Sport, Wildtrak and Platinum pick-up models. Not available on XL, XLS or XLT Super Cab and Raptor models.

8. Zone Lighting standard on Wildtrak, Platinum and Raptor only. Optional as part of a pack at additional cost on XLT 4x4 and Sport pick-up models. Not available on XL, XLS, XLT 4x2 or XLT Chassis Cab. Zone Lighting will not operate if battery charge is insufficient. The length of time that Zone Lighting will operate depends on the battery charge, the types of lights fitted to the vehicle (LED or Bulb) and other electrical loads connected to the vehicle. The system will automatically turn off after a period of time to preserve the battery's engine starting performance.

9. Only available on Platinum. Flexible Rack System has a maximum load limit 80kg (dynamic) and 250kg (static). Manual set-up required. Removal of antenna mast recommended when cargo positioned over antenna - may affect availability of radio, satellite and connected services.

10. Available on Wildtrak, Platinum and Raptor only. Driver-assist features are supplemental and do not replace the driver's attention, judgment and need to control the vehicle. May not operate at certain speeds, or in certain driving, road or weather conditions. See Owner's Manual for more information.

11. Standard on pick-up models only. Driver-assist features are supplemental and do not replace the driver's attention, judgment and need to control the vehicle. May not operate at certain speeds, or in certain driving, road or weather conditions. See Owner's Manual for more information.

12. Trailer Coverage system (requires a Genuine Ford Tow Pack) supports conventional trailer dimensions: up to 2.4m wide (measured at trailer front) and up to 10m long from the rear of your vehicle. Drivers will need to create a profile of their trailers in SYNC to support this system.

13. Standard on XLT, Sport, Wildtrak, Platinum and Raptor. Not available on XL, XLS models. Driver-assist features are supplemental and do not replace the driver's attention, judgement and need to control the vehicle. May not operate at certain speeds, or in certain driving, road or weather conditions. Please see Owner's Manual for more information. iACC uses various data to adjust the set speed of the vehicle to the speed limit detected by the system. The iACC system will not always detect the correct speed limit and may set a vehicle speed that is above or below the actual speed limit. If the system does this, it

can be overridden by the driver applying the brake or accelerator. ACC and Lane Centering has a minimum operating speed of 20km/hr. Detection of lower speed limit will result in system entering standby. The Stop and Go functionality of this system operates as low as 0km/hr in traffic jam situations. Customers should read the Owner's Manual for full details of the limitations of the iACC system before activating the system.

14. Standard on Wildtrak, Platinum and Raptor only. Optional as part of a pack at additional cost on XLT 4x4 and Sport pick-up models. Not available on XL, XLS, XLT 4x2 or XLT Chassis Cab. Driver-assist features are supplemental and do not replace the driver's attention, judgment and need to control the vehicle. May not operate at certain speeds, or in certain driving, road or weather conditions. See Owner's Manual for more information.

15. The Raptor variant of the Ranger is unrated.

16. Not all SYNC 4A features are compatible with all phones. SYNC screen appearance and functionality may change over time due to software updates. 10.1-inch touchscreen on XL, XLS, XLT and Sport models. 12-inch touchscreen on Wildtrak, Platinum and Raptor.

17. Wireless Charging only available with compatible phones. Standard on Sport, Wildtrak, Platinum and Raptor models. Not available on XL, XLS & XLT.

18. Apple CarPlay™/ Android Auto™requires compatible phone with compatible version of Apple iOS / Android™(as applicable) and active data service. SYNC does not control Apple CarPlay™/ Android Auto™ while in use. Apple / Google and other third parties are responsible for their respective functionality. Message and data rates may apply. Apple CarPlay, Siri Eyes Free, iPod and iPhone are trademarks of Apple Inc. registered in the US and other countries. Android Auto and Google Maps are trademarks of Google Inc. Ford Applink is available on selected SYNC models and is compatible with select smartphone platforms. Warning: Local laws prohibit some phone functions while driving. Check your local road rules before using these functions.

19. Use of FordPass is subject to the FordPass Terms and Privacy Policy available on ford.com.au/fordpass and requires a compatible mobile device, internet access and software (including software updates from time to time). You are responsible for internet access, mobile network data and voice call services required for your use of the FordPass App on your mobile device, including associated fees. The FordPass App and FordPass Connect modem can only work when both are connected to the telecommunications network. Ford cannot guarantee that FordPass will be in fully operating condition at all times and the FordPass App may be unavailable or particular FordPass services interrupted. Ford is not responsible for any limitations or restrictions of the telecommunications network or of your mobile device. Warning: Local laws prohibit some phone functions while driving. Check your local road rules before using these functions. Use Remote Vehicle Start and Stop responsibly and only in well ventilated areas where you are aware of your vehicle's surroundings.

20. Insurance Conditions Apply: Available at participating Ford Dealers. Retail and Small business customers only. Eligibility for customer or vehicle is subject to meeting the Ford Premier Motor Insurance underwriting criteria and will be determined according to personal circumstances. To check eligibility, contact Ford Premier Motor Insurance on 1300 203 090. The insurer of this Ford Premier Motor Insurance is Allianz Australia Insurance Limited ABN 15 000 122 850, AFS Licence Number 234708. 10 Carrington Street, Sydney NSW 2000. In arranging this insurance Ford Motor Company of Australia Pty Limited ABN 30 004 116 223 ("Ford Australia") and the authorised dealers act on behalf of Allianz and not as your agent. Neither Ford Australia nor any of its related companies have any liability in respect of this policy. We do not provide advice on this insurance based on any consideration of your objectives, financial situation or needs. Cover subject to policy terms, conditions, limits and exclusions. Before making a decision about this insurance please consider the Product Disclosure Statement (PDS). The PDS and Target Market Determination are available by calling us. If you purchase this insurance we receive a commission from Allianz. For further information or assistance please contact 1300 20 30 90.

21. We will replace your vehicle with a new vehicle of the same make, model, engine size, features and paint type including any modifications, options and accessories, so long as it is available in Australia, provided: your vehicle is a total loss; you purchased it new (or as a demonstrator model) from the manufacturer or their dealer; where your vehicle is financed, your financier has given us written consent; and your vehicle is less than three years old from when it was first registered at the time it is declared a total loss.

22. If we accept a claim but are unable to fix a damaged part, where available in Australia at time of repair, we will use a new genuine manufacturer part. If new genuine is not available we will use genuine reconditioned or recycled manufacturer parts or Australian Design Rules certified new, recycled or reconditioned parts.

23. Allianz may authorise repairs at your repairer of choice; pay you the reasonable costs of repairing your vehicle; or move your vehicle to another repairer we both agree upon. We will act reasonably in doing so. In the latter instance, you will be provided with a rental car for up to 3 days up to a maximum of \$100 per day.

24. Available at participating dealers on scheduled services or overnight warranty repairs. Private and Blue, Silver and Gold Business Fleet customers only. Provision of a Service Loan Car may be dependent on advanced booking and availability. See www.ford.com.au/service/t-and-c for full terms.

25. Available to Private and Blue Business Fleet customers with vehicles up to 7 years old from date of first vehicle registration. Roadside Assistance and Auto Club Lifestyle Membership is included for 12 months or until your next eligible standard service (whichever occurs first) at a Ford Dealership. Customers must comply with scheduled servicing intervals to maintain continuity of membership. See www.ford.com.au/service/owners/t-and-c for full terms.

26. The Low Price Tyre Guarantee offer is available to private retail and Blue Business Fleet customers on Dunlop, Goodyear, Pirelli, Firestone, Bridgestone, Michelin, Continental, BFGoodrich, and General Tire tyres that are stocked by participating Ford dealers. Competitor tyres must be new and identical from an Australian tyre retailer. Offer includes "4 for 3" or similar competitor offers, but excludes competitor cashback offers, gift cards, "wheel and tyre bundles" tyres purchased under an instalment payment plan, clearance and liquidation stock, and any competitor quotes that cannot be verified. Customer must present a competitor quote for a competitor tyre (Competitor Tyre) that includes the date of generation, tyre specification information (i.e. brand, quality, size, speed, load, and sidewall) and price of the tyre. If the Competitor Tyre quoted price does not include fitment, the participating Ford dealer will deduct \$25 from their quoted price to determine the Price Match Tyre price. For quotes or advertising from online retailers or retailers located more than 80km from the participating Ford dealer, a freight charge of \$20 per tyre will be added to the quoted price to determine the Competitor Tyre price. Competitor quote date must be within 30 days of Price-Matched Tyre purchase date. Competitor quote can be presented at the time of purchase (in which case, the customer will pay the competitor price), or within 30 days of purchase (in which case, the customer will receive a refund equal to the difference between the amount paid at time of purchase, and the Competitor Tyre price). Competitor quote must be a printed quote or web-based advertisement. Ford reserves the right to call the competitor to verify the price and availability of the tyre quoted. Verbal or handwritten quotes, personal customer discounts, personal customer quotes received via email, and other quotes that cannot be verified are ineligible. Ford reserves the right to vary or withdraw the Low Price Tyre Guarantee offer at any time.

27. Warranty conditions apply. 5 year/unlimited km Ford Express New Vehicles Warranty applies to new, demonstrator and service loaner vehicles. Our goods come with consumer guarantees that cannot be excluded under the Australian Consumer Law. Our warranty does not limit and may not exceed your rights under those guarantees.

28. When fitted to your new vehicle prior to delivery. For full details please visit our Warranties page at: <https://www.ford.com.au/owners/warranties/>.

Specifications listed in the following pages

4x2 | XL, XLS, XLT Ranger 2023.50MY Specifications

	XL	XL	XL	XL	XLS	XLT
	4x2 Hi-Rider Single Cab Cab-Chassis	4x2 Hi-Rider Super Cab Cab-Chassis	4x2 Hi-Rider Double Cab Cab-Chassis	4x2 Hi-Rider Double Cab Pick-up	4x2 Hi-Rider Double Cab Pick-up	4x2 Hi-Rider Double Cab Pick-up
Engine	2.0L Single Turbo	2.0L Single Turbo	2.0L Single Turbo	2.0L Single Turbo	2.0L Bi-Turbo	2.0L Bi-Turbo
Maximum Power	125kW @ 3,500rpm	125kW @ 3,500rpm	125kW @ 3,500rpm	125kW @ 3,500rpm	154kW @ 3,750rpm	154kW @ 3,750rpm
Maximum Torque	405Nm @ 1,750-2,500rpm	405Nm @ 1,750-2,500rpm	405Nm @ 1,750-2,500rpm	405Nm @ 1,750-2,500rpm	500Nm @ 1,750-2,000rpm	500Nm @ 1,750-2,000rpm
Transmissions						
6-speed automatic transmission	S	S	S	S	–	–
10-speed automatic transmission	–	–	–	–	S	S
Driveline						
RWD	S	S	S	S	S	S
Part-time 4x4	–	–	–	–	–	–
Full-time 4WD	–	–	–	–	–	–
Selectable Drive Modes ¹ :						
- Normal	–	–	–	–	S	S
- Eco	–	–	–	–	S	S
- Tow / Haul	–	–	–	–	S	S
- Slippery	–	–	–	–	S	S
- Mud / Ruts ²	–	–	–	–	–	–
- Sand ³	–	–	–	–	–	–
- Sport	–	–	–	–	–	–
- Baja ⁴	–	–	–	–	–	–
- Rock Crawl ⁵	–	–	–	–	–	–
Fuel						
Combined Fuel Economy (L/100km)(Auto) ⁶	7.6	7.6	7.6	7.8	7.3	7.5
CO ₂ Emissions (g/km)(Auto) ⁶	199	199	199	204	192	196
Fuel Tank Capacity (L)	80	80	80	80	80	80
Fuel Type	Diesel	Diesel	Diesel	Diesel	Diesel	Diesel
Vehicle Masses (kg)						
Gross Combined Mass ⁷	6200	6200	6200	6200	6250	6250
Gross Vehicle Mass ⁷	3230	3230	3250	3250	3250	3250
Front Gross Axle Weight Rating ⁷	1450	1450	1450	1450	1490	1490
Rear Gross Axle Weight Rating ⁷	1959	1959	1959	1959	1959	1959
Kerb Weight ⁷	1783	1883	1951	2093	2158	2155
Payload (based on Kerb Weight) ⁷	1447	1347	1299	1157	1092	1095
Minimum Kerb Weight ⁷	1736	1837	1904	2025	2053	2079
Payload (based on Min Kerb Weight) ⁷	1494	1393	1346	1225	1197	1171
Tare Weight ⁷	1719	1819	1887	2029	2094	2091

4x2 | XL, XLS, XLT Ranger 2023.50MY Specifications

Certain vehicle models, options, packs and accessories listed are scheduled to launch progressively and additional wait times may apply.

	XL	XL	XL	XL	XLS	XLT
	4x2 Hi-Rider Single Cab Cab-Chassis	4x2 Hi-Rider Super Cab Cab-Chassis	4x2 Hi-Rider Double Cab Cab-Chassis	4x2 Hi-Rider Double Cab Pick-up	4x2 Hi-Rider Double Cab Pick-up	4x2 Hi-Rider Double Cab Pick-up
Engine	2.0L Single Turbo	2.0L Single Turbo	2.0L Single Turbo	2.0L Single Turbo	2.0L Bi-Turbo	2.0L Bi-Turbo
Pick-up Box Dimensions⁸ (mm)						
Height - at centreline of axle	–	–	–	529	529	525
Height - floor height to ground	–	–	–	816	816	831
Length - at floor	–	–	–	1547	1547	1464
Length - top of box	–	–	–	1471	1471	1468
Width - between wheelhouses	–	–	–	1224	1224	1217
Width - pick-up box	–	–	–	1584	1584	1520
Width - rear opening	–	–	–	1413	1413	1393
Exterior Dimensions⁸ (mm)						
Length - with rear bumper (where fitted) without tow receiver ⁹	5225	5225	5225	5370	5370	5370
Length - with rear bumper (where fitted) with tow receiver ⁹	5406	5406	5406	5406	5406	5406
Width - exterior mirrors extended	2208	2208	2208	2208	2208	2208
Width - exterior mirrors folded	2015	2015	2015	2015	2015	2015
Width - excluding mirrors	1910	1910	1910	1910	1918	1918
Height - to top of antenna base	1872	1866	1875	1875	1875	1886
Overhang - front	865	865	865	865	865	865
Overhang - rear	1070	1070	1070	1215	1215	1215
Track - front and rear	1620	1620	1620	1620	1620	1620
Wheelbase	3270	3270	3270	3270	3270	3270
Ground Clearance (unladen)	224	224	224	224	224	234
Wading Depth	800	800	800	800	800	800
Approach Angle (unladen, degrees)	29	29	29	29	29	30
Departure Angle (unladen, degrees) ¹⁰	29	29	29	25	25	23
Ramp Breakover Angle (degrees)	21	20	20	20	20	21
Turning Circle (meters)	12.9	12.9	12.9	12.9	12.9	12.9

S = Standard **O** = Factory Option that can be ordered before a vehicle is manufactured at an additional cost

P = Part of a Pack that can be ordered before a vehicle is manufactured at an additional cost **A** = Accessory fitted at Ford Dealer at an additional cost

Some features may be impacted by the removal of the standard load box fitted to the vehicle.
Disclaimer:

1. Driver-assist features are supplemental and do not replace the driver's attention, judgment and need to control the vehicle. May not operate at certain speeds, or in certain driving, road or weather conditions. See Owner's Manual for details and limitations. **2.** Mud/Rut Mode intended for off-road use only. **3.** Sand Mode intended for off-road use only. **4.** Baja Mode intended for off-road use only. **5.** Rock Crawl Mode intended for off-road use only. **6.** Fuel consumption and emissions as per ADR 81/02 (combined cycle) and to be used for vehicle comparison purposes only. It is unlikely that these fuel consumption and emissions figures will be achieved in real world driving conditions. Actual fuel consumption and emissions will depend on many factors including the driver's habits, prevailing conditions and the vehicle's equipment, options and accessories, condition and use. **7.** Subject to State and Territory regulations. Kerb Weight includes the vehicle with a full tank of fuel, without occupants, luggage or cargo and with the heaviest possible combination of factory fitted optional equipment included. Minimum Kerb Weight includes the vehicle with a full tank of fuel, without occupants, luggage or cargo and with the lightest possible orderable combination of factory fit equipment. Tare Weight includes the vehicle with 10L of fuel, without occupants, luggage or cargo and with the heaviest possible combination of factory fitted optional equipment included. All payloads are calculated by deducting either the vehicle's Kerb Weight, Minimum Kerb Weight or Tare Weight from its Gross Vehicle Mass (GVM). Payload (based on Kerb Weight) is the maximum combined value of occupants, cargo, added accessories, added structures and tow ball download (when towing). Ranger Raptor payload is calculated by deducting the vehicle's Tare Weight from its Gross Vehicle Mass (GVM). All Chassis Cab payloads, kerb and tare weights exclude weights of tray bodies. Vehicle weights are approximate and subject to individual variances. Vehicles should be weighed before and after adding additional load, accessories or towing a trailer to ensure the maximum Gross Vehicle Mass (GVM), Gross Combined Mass (GCM) and Gross Axle Weight Ratings are not exceeded. **8.** Vehicle dimensions are approximate and subject to individual vehicle variances, and should be confirmed before fitting any accessories or otherwise relying on this value. All Pick-up box dimensions take into account the Drop-In or Spray-In Bedliner where standards. **9.** Vehicle length measured from front license plate bracket. **10.** Inclusive of tow bar where standard.

4x2 | XL, XLS, XLT Ranger 2023.50MY Specifications

	XL	XL	XL	XL	XLS	XLT
	4x2 Hi-Rider Single Cab Cab-Chassis	4x2 Hi-Rider Super Cab Cab-Chassis	4x2 Hi-Rider Double Cab Cab-Chassis	4x2 Hi-Rider Double Cab Pick-up	4x2 Hi-Rider Double Cab Pick-up	4x2 Hi-Rider Double Cab Pick-up
Engine	2.0L Single Turbo	2.0L Single Turbo	2.0L Single Turbo	2.0L Single Turbo	2.0L Bi-Turbo	2.0L Bi-Turbo
Interior Dimensions⁸ - (mm)						
2nd Row Headroom	–	935	989	989	989	989
2nd Row Legroom	–	759	879	879	879	879
2nd Row Shoulder Room	–	1392	1440	1440	1440	1440
Front Headroom	1024	1024	1024	1024	1024	1024
Front Legroom	1057	1057	1057	1057	1057	1057
Front Shoulder Room	1450	1450	1450	1450	1450	1450
Chassis & Suspension						
Front Disc / Rear Drum brakes	S	S	S	S	S	–
Front and rear vented discs with electronic Brake Booster	–	–	–	–	–	S
Electrical Power Assisted Steering	S	S	S	S	S	S
Locking Rear Differential	P	P	P	P	P	S
Wheels						
16" Steel with All Season Tyres	S	S	S	S	–	–
16" Alloy with All Season Tyres	–	–	–	–	S	–
17" Alloy with All Season Tyres	–	–	–	–	–	S
17" Alloy with All Terrain BF Goodrich KO2 Tyres	–	–	–	–	–	–
18" Alloy with All Season Tyres	–	–	–	–	–	–
18" Alloy with All Terrain Tyres	–	–	–	–	–	–
Spare Wheel - 16" Steel	S	S	S	S	S	–
Spare Wheel - 17" Steel	–	–	–	–	–	S
Spare Wheel - 17" Alloy	–	–	–	–	–	–
Spare Wheel - 18" Alloy	–	–	–	–	–	–
T285/70 R17 BF Goodrich KO2 High Performance All-Terrain tyres	–	–	–	–	–	–
Exterior Lighting						
Headlamps - Halogen	S	S	S	S	S	–
Headlamps - LED	–	–	–	–	–	S
Headlamps - Matrix LED with Auto Leveling & Dynamic Bending	–	–	–	–	–	–
Daytime Running Lamps - Halogen	S	S	S	S	S	–
Daytime Running Lamps - LED	–	–	–	–	–	S
Front Fog Lamps - Halogen	–	–	–	–	S	S
Front Fog Lamps - LED	–	–	–	–	–	–
Taillamps - Halogen	S	S	S	–	–	–
Taillamps - LED	–	–	–	S	S	S
Tailgate Mounted Stop Light	–	–	–	S	S	S
Zone Lighting ¹¹	–	–	–	–	–	–
Exterior						
Exterior Mirrors - Power Adjustable	S	S	S	S	S	S
Exterior Mirrors - Power Folding	–	–	–	S	S	S
Exterior Mirrors - Puddle Lamps	–	–	–	–	–	–
Steel Underbody Protection	P	P	P	P	P	P
Side Steps	–	–	–	–	S	S
Rear Box Step	–	–	–	S	S	S
Roof Rails	–	–	–	–	–	–
Sports Bar	–	–	–	–	–	S
Sports Hoop/Sailplane	–	–	–	–	–	–

4x2 | XL, XLS, XLT Ranger 2023.50MY Specifications

Certain vehicle models, options, packs and accessories listed are scheduled to launch progressively and additional wait times may apply.

	XL	XL	XL	XL	XLS	XLT
	4x2 Hi-Rider Single Cab Cab-Chassis	4x2 Hi-Rider Super Cab Cab-Chassis	4x2 Hi-Rider Double Cab Cab-Chassis	4x2 Hi-Rider Double Cab Pick-up	4x2 Hi-Rider Double Cab Pick-up	4x2 Hi-Rider Double Cab Pick-up
Engine	2.0L Single Turbo	2.0L Single Turbo	2.0L Single Turbo	2.0L Single Turbo	2.0L Bi-Turbo	2.0L Bi-Turbo
Load Box Elements						
Tailgate Ruler	–	–	–	S	S	–
Drop In Bedliner (without Tailgate Ruler)	–	–	–	–	–	S
Tough Spray-In Bedliner (incl. Tailgate Ruler)	–	–	–	O	O	O
12V Socket in Bedliner	–	–	–	–	–	S
Box Top Protective Capping with Load Box Access Caps	–	–	–	S	S	S
Aluminum Tie Down Rails	–	–	–	–	–	–
Inner Tie Downs	–	–	–	S	S	S
Cargo Management System	–	–	–	–	–	–
Load Rest	–	–	–	S	S	–
Load Box Illumination	–	–	–	S	S	S
Tailgate Cargo Clamps	–	–	–	S	S	S
Tailgate Cupholders	–	–	–	S	S	S
Power Tailgate Lock	–	–	–	–	S	S
Tailgate with Lift Assistance	–	–	–	S	S	S
Power Roller Shutter	–	–	–	–	–	–
Interior, Seating and Door Trim						
Leather Wrapped Steering Wheel & Gear Knob	–	–	–	–	–	S
Steering Wheel Reach & Height Adjust	S	S	S	S	S	S
Electric Parking Brake	–	–	–	–	–	S
e-Shifter	–	–	–	–	–	–
Seating Capacity	2	4	5	5	5	5
Heated Seats - Front Driver & Passenger	–	–	–	–	–	–
Seat Material - Cloth	S	S	S	S	S	–
Seat Material - Premium Cloth	–	–	–	–	–	S
Seat Material - Leather Accented	–	–	–	–	–	–
Driver Seat - 8-Way Manual	S	S	S	S	S	S
Driver Seat - 8-Way Power	–	–	–	–	–	–
Front Passenger Seat - 4-Way Manual	S	S	S	S	S	S
Front Passenger Seat - 6-Way Manual	–	–	–	–	–	–
Front Passenger Seat - 8-Way Power	–	–	–	–	–	–
Driver & Front Passenger Seat 10-Way Power	–	–	–	–	–	–
Child Seat Upper Anchorage Points (x 2)	–	–	S	S	S	S
Child Seat ISOFIX Anchorage Points (x 2)	–	–	S	S	S	S
Floor Covering - Vinyl	S	S	S	S	–	–
Floor Covering - Carpet	–	–	–	–	S	S
Floor Mats - Driver	–	–	–	–	S	S
Floor Mats - Driver & Front Passenger	–	–	–	–	–	–

S = Standard **O** = Factory Option that can be ordered before a vehicle is manufactured at an additional cost

P = Part of a Pack that can be ordered before a vehicle is manufactured at an additional cost **A** = Accessory fitted at Ford Dealer at an additional cost

Disclaimer:

11. Zone Lighting will not operate if battery charge is insufficient. The length of time that Zone Lighting will operate depends on the battery charge, the types of lights fitted to the vehicle (LED or Bulb) and other electrical loads connected to the vehicle. The system will automatically turn off after a period of time to preserve the battery's engine starting performance.

4x2 | XL, XLS, XLT Ranger 2023.50MY Specifications

	XL	XL	XL	XL	XLS	XLT
	4x2 Hi-Rider Single Cab Cab-Chassis	4x2 Hi-Rider Super Cab Cab-Chassis	4x2 Hi-Rider Double Cab Cab-Chassis	4x2 Hi-Rider Double Cab Pick-up	4x2 Hi-Rider Double Cab Pick-up	4x2 Hi-Rider Double Cab Pick-up
Engine	2.0L Single Turbo	2.0L Single Turbo	2.0L Single Turbo	2.0L Single Turbo	2.0L Bi -Turbo	2.0L Bi -Turbo
Comfort and Convenience						
Ambient Lighting	–	–	–	–	–	–
Auxiliary Switch Bank	–	–	–	–	–	–
Centre Console with Single Lid and 2 Cup Holders	S	S	S	S	S	S
Instrument Panel Cup Holders	–	–	–	–	–	–
Charging						
- Auxiliary 12V Power Outlet - Centre Console Bin	S	S	S	S	S	S
- Auxiliary 12V Power Outlet - Rear of Centre Console	–	S	S	S	S	S
- USB Ports	3	3	3	3	3	3
- Wireless Charging ¹²	–	–	–	–	–	–
- 12V Socket in Bedliner	–	–	–	–	–	S
Climate Control - Single-Zone Manual	S	S	S	S	S	–
Climate Control - Dual-Zone	–	–	–	–	P	S
Rear Air Vent Registers	–	–	–	–	P	S
Auto Headlamp On-Off & Auto High Beam	S	S	S	S	S	S
Front Power Windows	S	S	S	S	S	S
Rear Power Windows	–	–	S	S	S	S
Privacy Glass	–	–	–	–	–	S
Rain Sensing Windscreen Wipers	–	–	–	–	–	S
Rear Window Defrost	S	S	S	S	S	S
Electrochromatic Rear View Mirror	–	–	–	–	–	S
Underseat Stowage	–	S	S	S	S	S

Audio and Communication

Embedded Modem	S	S	S	S	S	S
FordPass Connect ¹³	S	S	S	S	S	S
Colour Digital Instrument Cluster with Configurable Display - 8-inch	S	S	S	S	S	S
Colour Digital Instrument Cluster with Configurable Display - 12.4-inch	–	–	–	–	–	–
Colour Multi-Function Touch Screen Display - 10.1-inch	S	S	S	S	S	S
Colour Multi-Function Touch Screen Display - 12-inch	–	–	–	–	–	–
Speakers	2	4	4	4	6	6
B&O Premium Audio System (10 Speakers) ¹⁴	–	–	–	–	–	–
Digital Audio (DAB+)	–	–	–	–	P	S
Bluetooth® with Phone/Audio Streaming ¹⁵	S	S	S	S	S	S
Built-In Satellite Navigation with one year of Connected Navigation Services included ¹⁶	–	–	–	–	P	S
SYNC®4A ¹⁷	S	S	S	S	S	–
SYNC®4A with Voice-Activated Controls ¹⁷	–	–	–	–	P	S
Steering Wheel Audio/Function Control	S	S	S	S	S	S
Wireless Apple CarPlay™ & Android Auto™ ¹⁸	S	S	S	S	S	S

4x2 | XL, XLS, XLT Ranger 2023.50MY Specifications

Certain vehicle models, options, packs and accessories listed are scheduled to launch progressively and additional wait times may apply.

	XL	XL	XL	XL	XLS	XLT
	4x2 Hi-Rider Single Cab Cab-Chassis	4x2 Hi-Rider Super Cab Cab-Chassis	4x2 Hi-Rider Double Cab Cab-Chassis	4x2 Hi-Rider Double Cab Pick-up	4x2 Hi-Rider Double Cab Pick-up	4x2 Hi-Rider Double Cab Pick-up
Engine	2.0L Single Turbo	2.0L Single Turbo	2.0L Single Turbo	2.0L Single Turbo	2.0L Bi -Turbo	2.0L Bi -Turbo
Safety and Security						
Perimeter Alarm System	–	–	–	–	S	S
Airbags x 9 - Front, Side, Knee & Full Length Curtain (Driver & Passenger) & Far Side Driver Front Airbag	S	S	S	S	S	S
3 Point Lap Sash Seat Belt - All Positions	S	S	S	S	S	S
Child Proof Rear Door Locks	–	–	S	S	S	S
Emergency Assistance ¹⁹	S	S	S	S	S	S
Power Door Locks	S	S	S	S	S	S
Smart Keyless Entry with Push Button Start	–	–	–	–	P	S
Driver Assistance						
Active Park Assist 2.0 ²⁰	–	–	–	–	–	–
Adaptive Cruise Control ²⁰	S	S	S	S	S	–
Intelligent Adaptive Cruise Control with Stop & Go, Traffic Sign Recognition and Lane Centering ²¹	–	–	–	–	–	S
Intelligent Speed Assist ²⁰	S	S	S	S	S	S
Auto Headlamp On-Off & Auto High Beam	S	S	S	S	S	S
Blind Spot Monitoring with Cross Traffic Alert ²⁰	–	–	–	S	S	–
Blind Spot Monitoring with Cross Traffic Alert and Trailer Coverage ²²	–	–	–	P	P	S

S = Standard **O** = Factory Option that can be ordered before a vehicle is manufactured at an additional cost

P = Part of a Pack that can be ordered before a vehicle is manufactured at an additional cost **A** = Accessory fitted at Ford Dealer at an additional cost

Disclaimer:

12. Wireless Charging only available with compatible phones. **13.** Use of FordPass is subject to the FordPass Terms and Privacy Policy available on ford.com.au/fordpass and requires a compatible mobile device, internet access and software (including software updates from time to time). You are responsible for internet access, mobile network data and voice call services required for your use of the FordPass App on your mobile device, including associated fees. The FordPass App and FordPass Connect modem can only work when both are connected to the telecommunications network. Ford cannot guarantee that FordPass will be in fully operating condition at all times and the FordPass App may be unavailable or particular FordPass services interrupted. Ford is not responsible for any limitations or restrictions of the telecommunications network or of your mobile device. Warning: Local laws prohibit some phone functions while driving. Check your local road rules before using these functions. Use Remote Vehicle Start and Stop responsibly and only in well ventilated areas where you are aware of your vehicle's surroundings. **14.** BANG & OLUFSEN© 2023 and B&O© 2023. BANG & OLUFSEN™ and B&O™ are registered trademarks of Bang & Olufsen Group. Licensed by Harman Becker Automotive System Manufacturing Kft. All rights reserved. **15.** Bluetooth® is a registered trademark of Bluetooth SIG, Inc. and is under license. Some phones not compatible. **16.** Eligible vehicles receive Connected Navigation Services for 1 year from the Ford Express New Vehicle Warranty start date, after which time the Connected Navigation Services may cease to be available, or may be subject to a subscription fee. To use Connected Navigation Services, users must have created a FordPass App account (terms apply), have fully activated the vehicle's FordPass Connect modem and have SYNC Location set to 'on'. **17.** SYNC®4A features may not be compatible with all phones. SYNC screen appearance and functionality may change over time due to software updates. For compatibility, see ford.com.au/sync. **18.** Apple CarPlay / Android Auto requires phone with compatible version of Apple iOS / Android™ (as applicable), active data service, and connection cable (sold separately). SYNC® does not control Apple CarPlay/Android Auto while in use. Apple / Google and other third parties are responsible for their respective functionality. Message and data rates may apply. Apple CarPlay, Siri Eyes Free, iPod and iPhone are trademarks of Apple Inc. registered in the US and other countries. Android Auto and Google Maps are trademarks of Google Inc. Ford Applink® is available on selected SYNC® models and is compatible with select smartphone platforms. Warning: Local laws prohibit some phone functions while driving. Check your local road rules before using these functions. **19.** Emergency Assistance feature needs a paired and in range mobile phone. Can activate in the event of a crash which deploys an airbag or activates the fuel pump shut off. **20.** Driver-assist features are supplemental and do not replace the driver's attention, judgment and need to control the vehicle. May not operate at certain speeds, or in certain driving, road or weather conditions. See Owner's Manual for more information. **21.** Driver-assist features are supplemental and do not replace the driver's attention, judgement and need to control the vehicle. May not operate at certain speeds, or in certain driving, road or weather conditions. Please see Owner's Manual for more information. iACC uses various data to adjust the set speed of the vehicle to the speed limit detected by the system. The iACC system will not always detect the correct speed limit and may set a vehicle speed that is above or below the actual speed limit. If the system does this, it can be overridden by the driver applying the brake or accelerator. ACC and Lane Centering has a minimum operating speed of 20km/hr. Detection of lower speed limit will result in system entering standby. The Stop and Go functionality of this system operates as low as 0km/hr in traffic jam situations. Customers should read the Owner's Manual for full details of the limitations of the iACC system before activating the system. **22.** Driver-assist features are supplemental and do not replace the driver's attention, judgment and need to control the vehicle. May not operate at certain speeds, or in certain driving, road or weather conditions. See Owner's Manual for more information. Trailer Coverage system (requires a genuine factory fit tow bar) supports conventional trailer dimensions: up to 2.4m wide (measured at trailer front) and up to 10m long from the rear of your vehicle. Drivers will need to create a profile of their trailers in SYNC to support this system.

4x2 | XL, XLS, XLT Ranger 2023.50MY Specifications

	XL	XL	XL	XL	XLS	XLT
	4x2 Hi-Rider Single Cab Cab-Chassis	4x2 Hi-Rider Super Cab Cab-Chassis	4x2 Hi-Rider Double Cab Cab-Chassis	4x2 Hi-Rider Double Cab Pick-up	4x2 Hi-Rider Double Cab Pick-up	4x2 Hi-Rider Double Cab Pick-up
Engine	2.0L Single Turbo	2.0L Single Turbo	2.0L Single Turbo	2.0L Single Turbo	2.0L Bi -Turbo	2.0L Bi -Turbo
Driver Assistance continued.						
Dynamic Stability Control (DSC) incorporating ABS, Electronic Brakeforce Distribution, Emergency Brake Assist, Hill Start Assist, Load Adaptive Control, Roll Over Mitigation, Traction Control and Trailer Sway Control ²⁰ .	S	S	S	S	S	S
Evasive Steer Assist ²⁰ .	S	S	S	S	S	S
Lane Keeping Aid with Road Edge Detection and Driver Alert System ²³ .	S	S	S	S	S	S
Post Impact Braking ²⁰ .	S	S	S	S	S	S
Pre-Collision Assist with Autonomous Emergency Braking (AEB) ²⁴ .	S	S	S	S	S	S
Reverse Brake Assist ²⁵ .	–	–	–	S	S	S
Parking Sensors - Front ²⁰ .	–	–	–	–	S	S
Parking Sensors - Rear ²⁰ .	–	–	–	S	S	S
Rear View Camera - Analogue ²⁶ .	S	S	S	–	–	–
Rear View Camera - Integrated Digital ²⁰ .	–	–	–	S	S	S
360-Degree Camera ²⁰ .	–	–	–	–	–	–
Traffic Sign Recognition ²⁰ .	S	S	S	S	S	S
Tyre Pressure Monitoring System	–	–	–	–	–	S

Towing

Maximum Braked Towing Capacity (kg) ²⁷ .	3,500	3,500	3,500	3,500	3,500	3,500
Tow Bar with Integrated Trailer Brake Controller ²⁸ .	O	O	O	O	O	S
Trailer Light Check ²⁹ .	P	P	P	P	P	S
Towing Vehicle Integration with Towing Checklist	S	S	S	S	S	S
Tow Haul Mode (part of Selectable Drive Modes ²⁰ .)	–	–	–	–	S	S

Off-Road

Off-Road Screen ²⁰ .	–	–	–	–	–	–
Hill Descent Control ²⁰ .	–	–	–	–	–	–
Locking Rear Differential	P	P	P	P	P	S
Front Recovery Hook	1	1	1	1	1	1
Rear Recovery Hook	–	–	–	–	–	–

Factory Options

Tough Spray-In Bedliner (incl. Tailgate Ruler)	–	–	–	O	O	O
Heavy Duty Suspension	O	O	O	O	–	–
Additional XL Wheel Centre Cap Pack to Suit Wheel Nut Indicator Fitment	O	O	O	O	–	–

4x2 | XL, XLS, XLT Ranger 2023.50MY Specifications

Certain vehicle models, options, packs and accessories listed are scheduled to launch progressively and additional wait times may apply.

	XL	XL	XL	XL	XLS	XLT
	4x2 Hi-Rider Single Cab Cab-Chassis	4x2 Hi-Rider Super Cab Cab-Chassis	4x2 Hi-Rider Double Cab Cab-Chassis	4x2 Hi-Rider Double Cab Pick-up	4x2 Hi-Rider Double Cab Pick-up	4x2 Hi-Rider Double Cab Pick-up
Engine	2.0L Single Turbo	2.0L Single Turbo	2.0L Single Turbo	2.0L Single Turbo	2.0L Bi -Turbo	2.0L Bi -Turbo
Towing Pack - Tow Bar with Integrated Trailer Brake Controller ²⁸ and Trailer Light Check ²⁹ .	O	O	O	O	O	S
Blind Spot Monitoring Trailer Coverage ²² .	–	–	–	O	O	S
XLS Tech Pack - SYNC [®] 4A with Voice-Activated Controls ³⁰ . Built-In Satellite Navigation with one year of Connected Navigation Services included ³¹ . Digital Audio (DAB+), Dual-Zone Climate Control, Rear Air Vent Registers, Smart Keyless Entry with Push Button Start and Body Coloured Door Handles	–	–	–	–	O	–
XL 4x2 Off-Road Pack - Locking Rear Differential, Steel Underbody Protection, 17" Steel Wheel & All Terrain Tyres with 17" Steel Spare Wheel	O	O	O	O	–	–
XL 4x2 Off-Road Pack - Locking Rear Differential, Steel Underbody Protection, 17" Alloy Wheel & All Terrain Tyres with 17" Steel Spare Wheel	–	–	–	–	O	–
XLT 4x2 Off-Road Pack - Steel Underbody Protection & All Terrain Tyres	–	–	–	–	–	O
Prestige Paint	O	O	O	O	O	O

S = Standard **O** = Factory Option that can be ordered before a vehicle is manufactured at an additional cost

P = Part of a Pack that can be ordered before a vehicle is manufactured at an additional cost **A** = Accessory fitted at Ford Dealer at an additional cost

Disclaimer:

20. Driver-assist features are supplemental and do not replace the driver's attention, judgment and need to control the vehicle. May not operate at certain speeds, or in certain driving, road or weather conditions. See Owner's Manual for more information. **21.** Driver-assist features are supplemental and do not replace the driver's attention, judgement and need to control the vehicle. May not operate at certain speeds, or in certain driving, road or weather conditions. Please see Owner's Manual for more information. iACC uses various data to adjust the set speed of the vehicle to the speed limit detected by the system. The iACC system will not always detect the correct speed limit and may set a vehicle speed that is above or below the actual speed limit. If the system does this, it can be overridden by the driver applying the brake or accelerator. ACC and Lane Centering has a minimum operating speed of 20km/hr. Detection of lower speed limit will result in system entering standby. The Stop and Go functionality of this system operates as low as 0km/hr in traffic jam situations. Customers should read the Owner's Manual for full details of the limitations of the iACC system before activating the system. **22.** Driver-assist features are supplemental and do not replace the driver's attention, judgment and need to control the vehicle. May not operate at certain speeds, or in certain driving, road or weather conditions. See Owner's Manual for more information. Trailer Coverage system (requires a genuine factory fit tow bar) supports conventional trailer dimensions: up to 2.4m wide (measured at trailer front) and up to 10m long from the rear of your vehicle. Drivers will need to create a profile of their trailers in SYNC to support this system. **23.** Driver-assist features are supplemental and do not replace the driver's attention, judgment and need to control the vehicle. May not operate at certain speeds, or in certain driving, road or weather conditions. See Owner's Manual for more information. Road Edge Detection designed for use on rural roads at speeds of 65 – 110km/h. The feature does not detect every edge and does require a level of contrast between the road surface and the edge. **24.** Driver-assist features are supplemental and do not replace the driver's attention, judgment and need to control the vehicle. May not operate at certain speeds, or in certain driving, road or weather conditions. See Owner's Manual for more information. Pre-collision Assist with Automatic Emergency Braking detects pedestrians, but not in all conditions, and can help avoid or reduce a collision. It does not replace safe driving. See Owner's Manual for Limitations. **25.** Driver-assist features are supplemental and do not replace the driver's attention, judgement and need to control the vehicle. May not operate at certain speeds, or in certain driving, road or weather conditions. Please see Owner's Manual for more information. Reverse Brake Assist functions when in reverse and travelling at a speed of 2-12 km/h. **26.** Analogue Rear View Camera is provided and will need to be fitted to the vehicle by a body builder. Driver-assist features are supplemental and do not replace the driver's attention, judgment and need to control the vehicle. May not operate at certain speeds, or in certain driving, road or weather conditions. See Owner's Manual for more information. **27.** Maximum towing capacity-braked using a Genuine Ford tow pack. Subject to State and Territory regulations. To comply with these limits, occupants and / or luggage may need to be restricted to not exceed the GCM and GVM limits. For further details regarding passenger and luggage restrictions, please consult your authorised Ford Dealer and / or refer to the Owner's Manual. **28.** Drivers will need to create a profile of their trailers in SYNC to support the Trailer Brake Controller and must set the gain on the Brake Controller unit. **29.** Trailer Light Check requires a Genuine Ford Tow Bar to be fitted and can be used via SYNC, or via FordPass app as a Connected Service. Where used via the app as a Connected Service, eligible vehicles receive 1 year of service from the Ford Express New Vehicle Warranty start date after which time, the Connected Service may cease to be available, or may be subject to a subscription fee. Users must have created a FordPass App account (terms apply) and have fully activated the vehicle's FordPass Connect modem to use this feature via the app. **30.** SYNC@4A features may not be compatible with all phones. For compatibility, see ford.com.au/sync. **31.** Eligible vehicles receive Connected Navigation Services for 1 year from the Ford Express New Vehicle Warranty start date, after which time the Connected Navigation Services may cease to be available, or may be subject to a subscription fee. To use Connected Navigation Services, users must have created a FordPass App account (terms apply), have fully activated the vehicle's FordPass Connect modem and have SYNC Location set to 'on'.

4x4 | XL, XLT Ranger 2023.50MY Specifications

	XL	XL	XL	XLT
	4x4 Single Cab Cab-Chassis	4x4 Super Cab Cab-Chassis	4x4 Super Cab Pick-up	4x4 Super Cab Pick-up
Engine	2.0L Bi-Turbo	2.0L Bi-Turbo	2.0L Bi-Turbo	2.0L Bi-Turbo
Maximum Power	154kW @ 3,750rpm	154kW @ 3,750rpm	154kW @ 3,750rpm	154kW @ 3,750rpm
Maximum Torque	500Nm @ 1,750-2,500rpm	500Nm @ 1,750-2,000rpm	500Nm @ 1,750-2,000rpm	500Nm @ 1,750-2,000rpm
Transmissions				
6-speed automatic transmission	–	–	–	–
10-speed automatic transmission	S	S	S	S
Driveline				
RWD	–	–	–	–
Part-time 4x4	S	S	S	S
Full-time 4WD	–	–	–	–
Selectable Drive Modes ¹				
- Normal	–	–	–	S
- Eco	–	–	–	S
- Tow / Haul	–	–	–	S
- Slippery	–	–	–	S
- Mud / Ruts ²	–	–	–	–
- Sand ³	–	–	–	–
- Sport	–	–	–	–
- Baja ⁴	–	–	–	–
- Rock Crawl ⁵	–	–	–	–
Fuel				
Combined Fuel Economy (L/100km)(Auto) ⁶	7.6	7.6	7.6	7.6
CO ₂ Emissions (g/km)(Auto) ⁶	201	201	201	201
Fuel Tank Capacity (L)	80	80	80	80
Fuel Type	Diesel	Diesel	Diesel	Diesel
Vehicle Masses (kg)				
Gross Combined Mass ⁷	6350	6350	6350	6350
Gross Vehicle Mass ⁷	3230	3230	3230	3230
Front Gross Axle Weight Rating ⁷	1490	1490	1490	1450
Rear Gross Axle Weight Rating ⁷	1959	1959	1959	1959
Kerb Weight ⁷	1893	1994	2152	2156
Payload (based on Kerb Weight) ⁷	1337	1236	1078	1074
Minimum Kerb Weight ⁷	1856	1957	2090	2109
Payload (based on Min Kerb Weight) ⁷	1374	1273	1140	1121
Tare Weight ⁷	1829	1930	2088	2092
Pick-up Box Dimensions⁸ (mm)				
Height - at centreline of axle	–	–	529	526
Height - floor height to ground	–	–	816	830
Length - at floor	–	–	1845	1839
Length - top of box	–	–	1769	1766

4x4 | XL, XLT Ranger 2023.50MY Specifications

Certain vehicle models, options, packs and accessories listed are scheduled to launch progressively and additional wait times may apply.

	XL	XL	XL	XLT
	4x4 Single Cab Cab-Chassis	4x4 Super Cab Cab-Chassis	4x4 Super Cab Pick-up	4x4 Super Cab Pick-up
Engine	2.0L Bi-Turbo	2.0L Bi-Turbo	2.0L Bi-Turbo	2.0L Bi-Turbo
Pick-up Box Dimensions⁸ (mm) continued.				
Width - between wheelhouses	–	–	1224	1218
Width - pick-up box	–	–	1584	1578
Width - rear opening	–	–	1413	1407
Exterior Dimensions⁸ (mm)				
Length - with rear bumper (where fitted) without tow receiver ⁹ .	5225	5225	5370	5370
Length - with rear bumper (where fitted) with tow receiver ⁹ .	5406	5406	5406	5406
Width - exterior mirrors extended	2208	2208	2208	2208
Width - exterior mirrors folded	2015	2015	2015	2015
Width - excluding mirrors	1910	1910	1910	1918
Height - to top of antenna base	1872	1866	1866	1877
Overhang - front	865	865	865	865
Overhang - rear	1070	1070	1215	1215
Track - front and rear	1620	1620	1620	1620
Wheelbase	3270	3270	3270	3270
Ground Clearance (unladen)	224	224	224	234
Wading Depth	800	800	800	800
Approach Angle (unladen, degrees)	29	29	29	30
Departure Angle (unladen, degrees) ¹⁰ .	29	29	25	23
Ramp Breakover Angle (degrees)	21	20	20	21
Turning Circle (meters)	12.9	12.9	12.9	12.9

S = Standard **O** = Factory Option that can be ordered before a vehicle is manufactured at an additional cost

P = Part of a Pack that can be ordered before a vehicle is manufactured at an additional cost **A** = Accessory fitted at Ford Dealer at an additional cost

Some features may be impacted by the removal of the standard load box fitted to the vehicle.

Disclaimer:

1. Driver-assist features are supplemental and do not replace the driver's attention, judgment and need to control the vehicle. May not operate at certain speeds, or in certain driving, road or weather conditions. See Owner's Manual for details and limitations. 2. Mud/Rut Mode intended for off-road use only. 3. Sand Mode intended for off-road use only. 4. Baja Mode intended for off-road use only. 5. Rock Crawl Mode intended for off-road use only. 6. Fuel consumption and emissions as per ADR 81/02 (combined cycle) and to be used for vehicle comparison purposes only. It is unlikely that these fuel consumption and emissions figures will be achieved in real world driving conditions. Actual fuel consumption and emissions will depend on many factors including the driver's habits, prevailing conditions and the vehicle's equipment, options and accessories, condition and use. 7. Subject to State and Territory regulations. Kerb Weight includes the vehicle with a full tank of fuel, without occupants, luggage or cargo and with the heaviest possible combination of factory fitted optional equipment included. Minimum Kerb Weight includes the vehicle with a full tank of fuel, without occupants, luggage or cargo and with the lightest possible orderable combination of factory fit equipment. Tare Weight includes the vehicle with 10L of fuel, without occupants, luggage or cargo and with the heaviest possible combination of factory fitted optional equipment included. All payloads are calculated by deducting either the vehicle's Kerb Weight, Minimum Kerb Weight or Tare Weight from its Gross Vehicle Mass (GVM). Payload (based on Kerb Weight) is the maximum combined value of occupants, cargo, added accessories, added structures and tow ball download (when towing). Ranger Raptor payload is calculated by deducting the vehicle's Tare Weight from its Gross Vehicle Mass (GVM). All Chassis Cab payloads, kerb and tare weights exclude weights of tray bodies. Vehicle weights are approximate and subject to individual variances. Vehicles should be weighed before and after adding additional load, accessories or towing a trailer to ensure the maximum Gross Vehicle Mass (GVM), Gross Combined Mass (GCM) and Gross Axle Weight Ratings are not exceeded. 8. Vehicle dimensions are approximate and subject to individual vehicle variances, and should be confirmed before fitting any accessories or otherwise relying on this value. All Pick-up box dimensions take into account the Drop-In or Spray-In Bedliner where standard. 9. Vehicle length measured from front license plate bracket. 10. Inclusive of tow bar where standard.

4x4 | XL, XLT Ranger 2023.50MY Specifications

	XL	XL	XL	XLT
	4x4 Single Cab Cab-Chassis	4x4 Super Cab Cab-Chassis	4x4 Super Cab Pick-up	4x4 Super Cab Pick-up
Engine	2.0L Bi-Turbo	2.0L Bi -Turbo	2.0L Bi -Turbo	2.0L Bi -Turbo
Interior Dimensions⁸. (mm)				
2nd Row Headroom	–	935	935	935
2nd Row Legroom	–	759	759	759
2nd Row Shoulder Room	–	1392	1392	1392
Front Headroom	1024	1024	1024	1024
Front Legroom	1057	1057	1057	1057
Front Shoulder Room	1450	1450	1450	1450
Chassis & Suspension				
Front Disc / Rear Drum brakes	S	S	S	–
Front and rear vented discs with electronic Brake Booster	–	–	–	S
Electrical Power Assisted Steering	S	S	S	S
Locking Rear Differential	S	S	S	S
Wheels				
16" Steel with All Season Tyres	S	S	S	–
16" Alloy with All Season Tyres	–	–	–	–
17" Alloy with All Season Tyres	–	–	–	S
17" Alloy with All Terrain BF Goodrich KO2 Tyres	–	–	–	–
18" Alloy with All Season Tyres	–	–	–	–
18" Alloy with All Terrain Tyres	–	–	–	–
Spare Wheel - 16" Steel	S	S	S	–
Spare Wheel - 17" Steel	–	–	–	S
Spare Wheel - 17" Alloy	–	–	–	–
Spare Wheel - 18" Alloy	–	–	–	–
T285/70 R17 BF Goodrich K02 High Performance All-Terrain tyres	–	–	–	–
Exterior Lighting				
Headlamps - Halogen	S	S	S	–
Headlamps - LED	–	–	–	S
Headlamps - Matrix LED with Auto Leveling & Dynamic Bending	–	–	–	–
Daytime Running Lamps - Halogen	S	S	S	–
Daytime Running Lamps - LED	–	–	–	S
Front Fog Lamps - Halogen	–	–	–	S
Front Fog Lamps - LED	–	–	–	–
Taillamps - Halogen	S	S	–	–
Taillamps - LED	–	–	S	S
Tailgate Mounted Stop Light	–	–	S	S
Zone Lighting ¹¹ .	–	–	–	P
Exterior				
Exterior Mirrors - Power Adjustable	S	S	S	S
Exterior Mirrors - Power Folding	–	–	S	S
Exterior Mirrors - Puddle Lamps	–	–	–	P
Steel Underbody Protection	S	S	S	S
Side Steps	–	–	–	S
Rear Box Step	–	–	S	S
Roof Rails	–	–	–	–
Sports Bar	–	–	–	S
Sports Hoop/Sailplane	–	–	–	–

4x4 | XL, XLT Ranger 2023.50MY Specifications

Certain vehicle models, options, packs and accessories listed are scheduled to launch progressively and additional wait times may apply.

	XL	XL	XL	XLT
	4x4 Single Cab Cab-Chassis	4x4 Super Cab Cab-Chassis	4x4 Super Cab Pick-up	4x4 Super Cab Pick-up
Engine	2.0L Bi-Turbo	2.0L Bi -Turbo	2.0L Bi -Turbo	2.0L Bi -Turbo
Load Box Elements				
Tailgate Ruler	–	–	S	S
Drop In Bedliner (without Tailgate Ruler)	–	–	–	–
Tough Spray-In Bedliner (incl. Tailgate Ruler)	–	–	O	S
12V Socket in Bedliner	–	–	–	S
Box Top Protective Capping with Load Box Access Caps	–	–	S	S
Aluminum Tie Down Rails	–	–	–	–
Inner Tie Downs	–	–	S	S
Cargo Management System	–	–	–	P
Load Rest	–	–	S	–
Load Box Illumination	–	–	S	S
Tailgate Cargo Clamps	–	–	S	S
Tailgate Cupholders	–	–	S	S
Power Tailgate Lock	–	–	–	S
Tailgate with Lift Assistance	–	–	S	S
Power Roller Shutter	–	–	–	–
Interior, Seating and Door Trim				
Leather Wrapped Steering Wheel & Gear Knob	–	–	–	S
Steering Wheel Reach & Height Adjust	S	S	S	S
Electric Parking Brake	–	–	–	S
e-Shifter	–	–	–	–
Seating Capacity	2	4	4	4
Heated Seats - Front Driver & Passenger	–	–	–	–
Seat Material - Cloth	S	S	S	–
Seat Material - Premium Cloth	–	–	–	S
Seat Material - Leather Accented	–	–	–	–
Driver Seat - 8-Way Manual	S	S	S	S
Driver Seat - 8-Way Power	–	–	–	–
Front Passenger Seat - 4-Way Manual	S	S	S	S
Front Passenger Seat - 6-Way Manual	–	–	–	–
Front Passenger Seat - 8-Way Power	–	–	–	–
Driver & Front Passenger Seat 10-Way Power	–	–	–	–
Child Seat Upper Anchorage Points (x 2)	–	–	–	–
Child Seat ISOFIX Anchorage Points (x 2)	–	–	–	–
Floor Covering - Vinyl	S	S	S	–
Floor Covering - Carpet	–	–	–	S
Floor Mats - Driver	–	–	–	S
Floor Mats - Driver & Front Passenger	–	–	–	–

S = Standard **O** = Factory Option that can be ordered before a vehicle is manufactured at an additional cost

P = Part of a Pack that can be ordered before a vehicle is manufactured at an additional cost **A** = Accessory fitted at Ford Dealer at an additional cost

Disclaimer:

¹¹. Zone Lighting will not operate if battery charge is insufficient. The length of time that Zone Lighting will operate depends on the battery charge, the types of lights fitted to the vehicle (LED or Bulb) and other electrical loads connected to the vehicle. The system will automatically turn off after a period of time to preserve the battery's engine starting performance.

4x4 | XL, XLT Ranger 2023.50MY Specifications

	XL	XL	XL	XLT
	4x4 Single Cab Cab-Chassis	4x4 Super Cab Cab-Chassis	4x4 Super Cab Pick-up	4x4 Super Cab Pick-up
Engine	2.0L Bi-Turbo	2.0L Bi -Turbo	2.0L Bi -Turbo	2.0L Bi -Turbo
Comfort and Convenience				
Ambient Lighting	–	–	–	–
Auxiliary Switch Bank	–	–	–	P
Centre Console with Single Lid and 2 Cup Holders	S	S	S	S
Instrument Panel Cup Holders	–	–	–	–
Charging				
- Auxiliary 12V Power Outlet - Centre Console Bin	S	S	S	S
- Auxiliary 12V Power Outlet - Rear of Centre Console	–	S	S	S
- USB Ports	3	3	3	3
- Wireless Charging ¹²	–	–	–	–
- 12V Socket in Bedliner	–	–	–	S
Climate Control - Single-Zone Manual	S	S	S	–
Climate Control - Dual-Zone	–	–	–	S
Rear Air Vent Registers	–	–	–	–
Auto Headlamp On-Off & Auto High Beam	S	S	S	S
Front Power Windows	S	S	S	S
Rear Power Windows	–	–	–	–
Privacy Glass	–	–	–	S
Rain Sensing Windscreen Wipers	–	–	–	S
Rear Window Defrost	S	S	S	S
Electrochromatic Rear View Mirror	–	–	–	S
Underseat Stowage	–	S	S	S
Audio and Communication				
Embedded Modem	S	S	S	S
FordPass Connect ¹³	S	S	S	S
Colour Digital Instrument Cluster with Configurable Display - 8-inch	S	S	S	S
Colour Digital Instrument Cluster with Configurable Display - 12.4-inch	–	–	–	–
Colour Multi-Function Touch Screen Display - 10.1-inch	S	S	S	S
Colour Multi-Function Touch Screen Display - 12-inch	–	–	–	–
Speakers	2	4	4	6
B&O Premium Audio System (10 Speakers) ¹⁴	–	–	–	–
Digital Audio (DAB+)	–	–	–	S
Bluetooth® with Phone / Audio Streaming ¹⁵	S	S	S	S
Built-In Satellite Navigation with one year of Connected Navigation Services included ¹⁶	–	–	–	S
SYNC®4A ¹⁷	S	S	S	–
SYNC®4A with Voice-Activated Controls ¹⁷	–	–	–	S
Steering Wheel Audio/Function Control	S	S	S	S
Wireless Apple CarPlay™ & Android Auto™ ¹⁸	S	S	S	S

4x4 | XL, XLT Ranger 2023.50MY Specifications

Certain vehicle models, options, packs and accessories listed are scheduled to launch progressively and additional wait times may apply.

	XL	XL	XL	XLT
	4x4 Single Cab Cab-Chassis	4x4 Super Cab Cab-Chassis	4x4 Super Cab Pick-up	4x4 Super Cab Pick-up
Engine	2.0L Bi-Turbo	2.0L Bi -Turbo	2.0L Bi -Turbo	2.0L Bi -Turbo
Safety and Security				
Perimeter Alarm System	–	–	–	S
Airbags x 9 - Front, Side, Knee & Full Length Curtain (Driver & Passenger) & Far Side Driver Front Airbag	S	S	S	S
3 Point Lap Sash Seat Belt - All Positions	S	S	S	S
Child Proof Rear Door Locks	–	–	–	–
Emergency Assistance ¹⁹	S	S	S	S
Power Door Locks	S	S	S	S
Smart Keyless Entry with Push Button Start	–	–	–	S

S = Standard **O** = Factory Option that can be ordered before a vehicle is manufactured at an additional cost

P = Part of a Pack that can be ordered before a vehicle is manufactured at an additional cost **A** = Accessory fitted at Ford Dealer at an additional cost

Disclaimer:

12. Wireless Charging only available with compatible phones. **13.** Use of FordPass is subject to the FordPass Terms and Privacy Policy available on ford.com.au/fordpass and requires a compatible mobile device, internet access and software (including software updates from time to time). You are responsible for internet access, mobile network data and voice call services required for your use of the FordPass App on your mobile device, including associated fees. The FordPass App and FordPass Connect modem can only work when both are connected to the telecommunications network. Ford cannot guarantee that FordPass will be in fully operating condition at all times and the FordPass App may be unavailable or particular FordPass services interrupted. Ford is not responsible for any limitations or restrictions of the telecommunications network or of your mobile device. Warning: Local laws prohibit some phone functions while driving. Check your local road rules before using these functions. Use Remote Vehicle Start and Stop responsibly and only in well ventilated areas where you are aware of your vehicle's surroundings. **14.** BANG & OLUFSEN© 2023 and B&O© 2023. BANG & OLUFSEN™ and B&O™ are registered trademarks of Bang & Olufsen Group. Licensed by Harman Becker Automotive System Manufacturing Kft. All rights reserved. **15.** Bluetooth® is a registered trademark of Bluetooth SIG, Inc. and is under license. Some phones not compatible. **16.** Eligible vehicles receive Connected Navigation Services for 1 year from the Ford Express New Vehicle Warranty start date, after which time the Connected Navigation Services may cease to be available, or may be subject to a subscription fee. To use Connected Navigation Services, users must have created a FordPass App account (terms apply), have fully activated the vehicle's FordPass Connect modem and have SYNC Location set to 'on'. **17.** SYNC®4A features may not be compatible with all phones. SYNC screen appearance and functionality may change over time due to software updates. For compatibility, see ford.com.au/sync. **18.** Apple CarPlay / Android Auto requires phone with compatible version of Apple iOS / Android™ (as applicable), active data service, and connection cable (sold separately). SYNC® does not control Apple CarPlay / Android Auto while in use. Apple / Google and other third parties are responsible for their respective functionality. Message and data rates may apply. Apple CarPlay, Siri Eyes Free, iPod and iPhone are trademarks of Apple Inc. registered in the US and other countries. Android Auto and Google Maps are trademarks of Google Inc. Ford Applink® is available on selected SYNC® models and is compatible with select smartphone platforms. Warning: Local laws prohibit some phone functions while driving. Check your local road rules before using these functions. **19.** Emergency Assistance feature needs a paired and in range mobile phone. Can activate in the event of a crash which deploys an airbag or activates the fuel pump shut off.

4x4 | XL, XLT Ranger 2023.50MY Specifications

	XL	XL	XL	XLT
	4x4 Single Cab Cab-Chassis	4x4 Super Cab Cab-Chassis	4x4 Super Cab Pick-up	4x4 Super Cab Pick-up
Engine	2.0L Bi-Turbo	2.0L Bi -Turbo	2.0L Bi -Turbo	2.0L Bi -Turbo
Driver Assistance				
Active Park Assist 2.0 ²⁰ .	–	–	–	–
Adaptive Cruise Control ²⁰ .	S	S	S	–
Intelligent Adaptive Cruise Control with Stop & Go, Traffic Sign Recognition and Lane Centering ²¹ .	–	–	–	S
Intelligent Speed Assist ²⁰ .	S	S	S	S
Auto Headlamp On-Off & Auto High Beam	S	S	S	S
Blind Spot Monitoring with Cross Traffic Alert ²⁰ .	–	–	S	–
Blind Spot Monitoring with Cross Traffic Alert and Trailer Coverage ²² .	–	–	P	S
Dynamic Stability Control (DSC) incorporating ABS, Electronic Brakeforce Distribution, Emergency Brake Assist, Hill Start Assist, Load Adaptive Control, Roll Over Mitigation, Traction Control & Trailer Sway Control ²⁰ .	S	S	S	S
Evasive Steer Assist ²⁰ .	S	S	S	S
Lane Keeping Aid with Road Edge Detection and Driver Alert System ²³ .	S	S	S	S
Post Impact Braking ²⁰ .	S	S	S	S
Pre-Collision Assist with Autonomous Emergency Braking (AEB) ²⁴ .	S	S	S	S
Reverse Brake Assist ²⁵ .	–	–	S	S
Parking Sensors - Front ²⁰ .	–	–	–	S
Parking Sensors - Rear ²⁰ .	–	–	S	S
Rear View Camera - Analogue ²⁶ .	S	S	–	–
Rear View Camera - Integrated Digital ²⁰ .	–	–	S	S
360-Degree Camera ²⁰ .	–	–	–	P
Traffic Sign Recognition ²⁰ .	S	S	S	S
Tyre Pressure Monitoring System	–	–	–	S
Towing				
Maximum Braked Towing Capacity (kg) ²⁷ .	3,500	3,500	3,500	3,500
Tow Bar with Integrated Trailer Brake Controller ²⁸ .	O	O	O	S
Trailer Light Check ²⁹ .	P	P	P	S
Towing Vehicle Integration with Towing Checklist	S	S	S	S
Tow Haul Mode (part of Selectable Drive Modes ²⁰ .)	–	–	–	S
Off-Road				
Off-Road Screen ²⁰ .	–	–	–	–
Hill Descent Control ²⁰ .	S	S	S	S
Locking Rear Differential	S	S	S	S
Front Recovery Hook	1	1	1	1
Rear Recovery Hook	–	–	–	–

4x4 | XL, XLT Ranger 2023.50MY Specifications

Certain vehicle models, options, packs and accessories listed are scheduled to launch progressively and additional wait times may apply.

	XL	XL	XL	XLT
	4x4 Single Cab Cab-Chassis	4x4 Super Cab Cab-Chassis	4x4 Super Cab Pick-up	4x4 Super Cab Pick-up
Engine	2.0L Bi-Turbo	2.0L Bi -Turbo	2.0L Bi -Turbo	2.0L Bi -Turbo
Factory Options				
Tough Spray-In Bedliner (incl. Tailgate Ruler)	–	–	O	–
Heavy Duty Suspension	O	O	O	–
17" Steel Wheels with All Terrain Tyres with 17" Steel Spare Wheel	O	O	O	–
17" All Terrain Tyres	–	–	–	O
Additional XL Wheel Centre Cap Pack to Suit Wheel Nut Indicator Fitment	O	O	O	–
Towing Pack - Tow Bar with Integrated Trailer Brake Controller ²⁸ and Trailer Light Check ²⁹ .	O	O	O	S
Blind Spot Monitoring Trailer Coverage ²² .	–	–	O	S
Touring Pack - Cargo Management System, Auxiliary Switch Bank, 360 Camera, ²⁰ Puddle Lamps & Zone Lighting ³⁰ .	–	–	–	O
Prestige Paint	O	O	O	O

S = Standard **O** = Factory Option that can be ordered before a vehicle is manufactured at an additional cost

P = Part of a Pack that can be ordered before a vehicle is manufactured at an additional cost **A** = Accessory fitted at Ford Dealer at an additional cost

Disclaimer:

20. Driver-assist features are supplemental and do not replace the driver's attention, judgment and need to control the vehicle. May not operate at certain speeds, or in certain driving, road or weather conditions. See Owner's Manual for more information. **21.** Driver-assist features are supplemental and do not replace the driver's attention, judgement and need to control the vehicle. May not operate at certain speeds, or in certain driving, road or weather conditions. Please see Owner's Manual for more information. iACC uses various data to adjust the set speed of the vehicle to the speed limit detected by the system. The iACC system will not always detect the correct speed limit and may set a vehicle speed that is above or below the actual speed limit. If the system does this, it can be overridden by the driver applying the brake or accelerator. ACC and Lane Centering has a minimum operating speed of 20km/hr. Detection of lower speed limit will result in system entering standby. The Stop and Go functionality of this system operates as low as 0km/hr in traffic jam situations. Customers should read the Owner's Manual for full details of the limitations of the iACC system before activating the system. **22.** Driver-assist features are supplemental and do not replace the driver's attention, judgment and need to control the vehicle. May not operate at certain speeds, or in certain driving, road or weather conditions. See Owner's Manual for more information. Trailer Coverage system (requires a genuine factory fit tow bar) supports conventional trailer dimensions: up to 2.4m wide (measured at trailer front) and up to 10m long from the rear of your vehicle. Drivers will need to create a profile of their trailers in SYNC to support this system. **23.** Driver-assist features are supplemental and do not replace the driver's attention, judgment and need to control the vehicle. May not operate at certain speeds, or in certain driving, road or weather conditions. See Owner's Manual for more information. Road Edge Detection designed for use on rural roads at speeds of 65 – 110km/h. The feature does not detect every edge and does require a level of contrast between the road surface and the edge. **24.** Driver-assist features are supplemental and do not replace the driver's attention, judgment and need to control the vehicle. May not operate at certain speeds, or in certain driving, road or weather conditions. See Owner's Manual for more information. Pre-collision Assist with Automatic Emergency Braking detects pedestrians, but not in all conditions, and can help avoid or reduce a collision. It does not replace safe driving. See Owner's Manual for Limitations. **25.** Driver-assist features are supplemental and do not replace the driver's attention, judgement and need to control the vehicle. May not operate at certain speeds, or in certain driving, road or weather conditions. Please see Owner's Manual for more information. Reverse Brake Assist functions when in reverse and travelling at a speed of 2-12 km/h. **26.** Analogue Rear View Camera is provided and will need to be fitted to the vehicle by a body builder. Driver-assist features are supplemental and do not replace the driver's attention, judgment and need to control the vehicle. May not operate at certain speeds, or in certain driving, road or weather conditions. See Owner's Manual for more information. **27.** Maximum towing capacity-braked using a Genuine Ford tow pack. Subject to State and Territory regulations. To comply with these limits, occupants and / or luggage may need to be restricted to not exceed the GCM and GVM limits. For further details regarding passenger and luggage restrictions, please consult your authorised Ford Dealer and / or refer to the Owner's Manual. **28.** Drivers will need to create a profile of their trailers in SYNC to support the Trailer Brake Controller and must set the gain on the Brake Controller unit. **29.** Trailer Light Check requires a Genuine Ford Tow Bar to be fitted and can be used via SYNC, or via FordPass app as a Connected Service. Where used via the app as a Connected Service, eligible vehicles receive 1 year of service from the Ford Express New Vehicle Warranty start date after which time, the Connected Service may cease to be available, or may be subject to a subscription fee. Users must have created a FordPass App account (terms apply) and have fully activated the vehicle's FordPass Connect modem to use this feature via the app. **30.** Zone Lighting will not operate if battery charge is insufficient. The length of time that Zone Lighting will operate depends on the battery charge, the types of lights fitted to the vehicle (LED or Bulb) and other electrical loads connected to the vehicle. The system will automatically turn off after a period of time to preserve the battery's engine starting performance.

4x4 | XL Ranger 2023.50MY Specifications

	XL	XL	XL	XL
	4x4 Double Cab Cab-Chassis	4x4 Double Cab Cab-Chassis	4x4 Double Cab Pick-up	4x4 Double Cab Pick-up
Engine	2.0L Single Turbo	2.0L Bi -Turbo	2.0L Single Turbo	2.0L Bi -Turbo
Maximum Power	125kW @ 3,500rpm	154kW @ 3,750rpm	125kW @ 3,500rpm	154kW @ 3,750rpm
Maximum Torque	405Nm @ 1,750-2,500rpm	500Nm @ 1,750-2,000rpm	405Nm @ 1,750-2,500rpm	500Nm @ 1,750-2,000rpm
Transmissions				
6-speed automatic transmission	S	–	S	–
10-speed automatic transmission	–	S	–	S
Driveline				
RWD	–	–	–	–
Part-time 4x4	S	S	S	S
Full-time 4WD	–	–	–	–
Selectable Drive Modes ¹				
- Normal	–	–	–	–
- Eco	–	–	–	–
- Tow / Haul	–	–	–	–
- Slippery	–	–	–	–
- Mud / Ruts ²	–	–	–	–
- Sand ³	–	–	–	–
- Sport	–	–	–	–
- Baja ⁴	–	–	–	–
- Rock Crawl ⁵	–	–	–	–
Fuel				
Combined Fuel Economy (L/100km)(Auto) ⁶	7.9	7.6	8	7.6
CO ₂ Emissions (g/km)(Auto) ⁶	207	201	211	201
Fuel Tank Capacity (L)	80	80	80	80
Fuel Type	Diesel	Diesel	Diesel	Diesel
Vehicle Masses (kg)				
Gross Combined Mass ⁷	6200	6350	6200	6350
Gross Vehicle Mass ⁷	3250	3250	3250	3250
Front Gross Axle Weight Rating ⁷	1450	1490	1450	1490
Rear Gross Axle Weight Rating ⁷	1959	1959	1959	1959
Kerb Weight ⁷	2039	2062	2182	2204
Payload (based on Kerb Weight) ⁷	1211	1188	1068	1046
Minimum Kerb Weight ⁷	2003	2024	2124	2145
Payload (based on Min Kerb Weight) ⁷	1247	1226	1126	1105
Tare Weight ⁷	1975	1998	2118	2140
Pick-up Box Dimensions⁸ (mm)				
Height - at centreline of axle	–	–	529	529
Height - floor height to ground	–	–	816	816
Length - at floor	–	–	1547	1547
Length - top of box	–	–	1471	1471
Width - between wheelhouses	–	–	1224	1224
Width - pick-up box	–	–	1584	1584
Width - rear opening	–	–	1413	1413

4x4 | XL Ranger 2023.50MY Specifications

Certain vehicle models, options, packs and accessories listed are scheduled to launch progressively and additional wait times may apply.

	XL	XL	XL	XL
	4x4 Double Cab Cab-Chassis	4x4 Double Cab Cab-Chassis	4x4 Double Cab Pick-up	4x4 Double Cab Pick-up
Engine	2.0L Single Turbo	2.0L Bi -Turbo	2.0L Single Turbo	2.0L Bi -Turbo
Exterior Dimensions⁸ (mm)				
Length - with rear bumper (where fitted) without tow receiver ⁹	5225	5225	5370	5370
Length - with rear bumper (where fitted) with tow receiver ⁹	5406	5406	5406	5406
Width - exterior mirrors extended	2208	2208	2208	2208
Width - exterior mirrors folded	2015	2015	2015	2015
Width - excluding mirrors	1910	1910	1910	1910
Height - to top of antenna base	1875	1875	1875	1875
Overhang - front	865	865	865	865
Overhang - rear	1070	1070	1215	1215
Track - front and rear	1620	1620	1620	1620
Wheelbase	3270	3270	3270	3270
Ground Clearance (unladen)	224	224	224	224
Wading Depth	800	800	800	800
Approach Angle (unladen, degrees)	29	29	29	29
Departure Angle (unladen, degrees) ¹⁰	29	29	25	25
Ramp Breakover Angle (degrees)	20	20	20	20
Turning Circle (meters)	12.9	12.9	12.9	12.9
Interior Dimensions⁸ (mm)				
2nd Row Headroom	989	989	989	989
2nd Row Legroom	879	879	879	879
2nd Row Shoulder Room	1440	1440	1440	1440
Front Headroom	1024	1024	1024	1024
Front Legroom	1057	1057	1057	1057
Front Shoulder Room	1450	1450	1450	1450

S = Standard **O** = Factory Option that can be ordered before a vehicle is manufactured at an additional cost

P = Part of a Pack that can be ordered before a vehicle is manufactured at an additional cost **A** = Accessory fitted at Ford Dealer at an additional cost

Some features may be impacted by the removal of the standard load box fitted to the vehicle.

Disclaimer:

1. Driver-assist features are supplemental and do not replace the driver's attention, judgment and need to control the vehicle. May not operate at certain speeds, or in certain driving, road or weather conditions. See Owner's Manual for more information. **2.** Mud/Rut Mode intended for off-road use only. **3.** Sand Mode intended for off-road use only. **4.** Baja Mode intended for off-road use only. **5.** Rock Crawl Mode intended for off-road use only. **6.** Fuel consumption and emissions as per ADR 81/02 (combined cycle) and to be used for vehicle comparison purposes only. It is unlikely that these fuel consumption and emissions figures will be achieved in real world driving conditions. Actual fuel consumption and emissions will depend on many factors including the driver's habits, prevailing conditions and the vehicle's equipment, options and accessories, condition and use. **7.** Subject to State and Territory regulations. Kerb Weight includes the vehicle with a full tank of fuel, without occupants, luggage or cargo and with the heaviest possible combination of factory fitted optional equipment included. Minimum Kerb Weight includes the vehicle with a full tank of fuel, without occupants, luggage or cargo and with the lightest possible orderable combination of factory fit equipment. Tare Weight includes the vehicle with 10L of fuel, without occupants, luggage or cargo and with the heaviest possible combination of factory fitted optional equipment included. All payloads are calculated by deducting either the vehicle's Kerb Weight, Minimum Kerb Weight or Tare Weight from its Gross Vehicle Mass (GVM). Payload (based on Kerb Weight) is the maximum combined value of occupants, cargo, added accessories, added structures and tow ball download (when towing). Ranger Raptor payload is calculated by deducting the vehicle's Tare Weight from its Gross Vehicle Mass (GVM). All Chassis Cab payloads, kerb and tare weights exclude weights of tray bodies. Vehicle weights are approximate and subject to individual variances. Vehicles should be weighed before and after adding additional load, accessories or towing a trailer to ensure the maximum Gross Vehicle Mass (GVM), Gross Combined Mass (GCM) and Gross Axle Weight Ratings are not exceeded. **8.** Vehicle dimensions are approximate and subject to individual vehicle variances, and should be confirmed before fitting any accessories or otherwise relying on this value. All Pick-up box dimensions take into account the Drop-In or Spray-In Bedliner where standard. **9.** Vehicle length measured from front license plate bracket. **10.** Inclusive of tow bar where standard.

4x4 | XL Ranger 2023.50MY Specifications

	XL	XL	XL	XL
	4x4 Double Cab Cab-Chassis	4x4 Double Cab Cab-Chassis	4x4 Double Cab Pick-up	4x4 Double Cab Pick-up
Engine	2.0L Single Turbo	2.0L Bi -Turbo	2.0L Single Turbo	2.0L Bi -Turbo
Chassis & Suspension				
Front Disc / Rear Drum brakes	S	S	S	S
Front and rear vented discs with electronic Brake Booster	–	–	–	–
Electrical Power Assisted Steering	S	S	S	S
Locking Rear Differential	S	S	S	S
Wheels				
16" Steel with All Season Tyres	S	S	S	S
16" Alloy with All Season Tyres	–	–	–	–
17" Alloy with All Season Tyres	–	–	–	–
17" Alloy with All Terrain BF Goodrich KO2 Tyres	–	–	–	–
18" Alloy with All Season Tyres	–	–	–	–
18" Alloy with All Terrain Tyres	–	–	–	–
Spare Wheel - 16" Steel	S	S	S	S
Spare Wheel - 17" Steel	–	–	–	–
Spare Wheel - 17" Alloy	–	–	–	–
Spare Wheel - 18" Alloy	–	–	–	–
T285/70 R17 BF Goodrich KO2 High Performance All-Terrain tyres	–	–	–	–
Exterior Lighting				
Headlamps - Halogen	S	S	S	S
Headlamps - LED	–	–	–	–
Headlamps - Matrix LED with Auto Leveling & Dynamic Bending	–	–	–	–
Daytime Running Lamps - Halogen	S	S	S	S
Daytime Running Lamps - LED	–	–	–	–
Front Fog Lamps - Halogen	–	–	–	–
Front Fog Lamps - LED	–	–	–	–
Taillamps - Halogen	S	S	–	–
Taillamps - LED	–	–	S	S
Tailgate Mounted Stop Light	–	–	S	S
Zone Lighting ¹¹	–	–	–	–
Exterior				
Exterior Mirrors - Power Adjustable	S	S	S	S
Exterior Mirrors - Power Folding	–	–	S	S
Exterior Mirrors - Puddle Lamps	–	–	–	–
Steel Underbody Protection	S	S	S	S
Side Steps	–	–	–	–
Rear Box Step	–	–	S	S
Roof Rails	–	–	–	–
Sports Bar	–	–	–	–
Sports Hoop/Sailplane	–	–	–	–

4x4 | XL Ranger 2023.50MY Specifications

Certain vehicle models, options, packs and accessories listed are scheduled to launch progressively and additional wait times may apply.

	XL	XL	XL	XL
	4x4 Double Cab Cab-Chassis	4x4 Double Cab Cab-Chassis	4x4 Double Cab Pick-up	4x4 Double Cab Pick-up
Engine	2.0L Single Turbo	2.0L Bi -Turbo	2.0L Single Turbo	2.0L Bi -Turbo
Load Box Elements				
Tailgate Ruler	–	–	S	S
Drop In Bedliner (without Tailgate Ruler)	–	–	–	–
Tough Spray-In Bedliner (incl. Tailgate Ruler)	–	–	O	O
12V Socket in Bedliner	–	–	–	–
Box Top Protective Capping with Load Box Access Caps	–	–	S	S
Aluminum Tie Down Rails	–	–	–	–
Inner Tie Downs	–	–	S	S
Cargo Management System	–	–	–	–
Load Rest	–	–	S	S
Load Box Illumination	–	–	S	S
Tailgate Cargo Clamps	–	–	S	S
Tailgate Cupholders	–	–	S	S
Power Tailgate Lock	–	–	–	–
Tailgate with Lift Assistance	–	–	S	S
Power Roller Shutter	–	–	–	–
Interior, Seating and Door Trim				
Leather Wrapped Steering Wheel & Gear Knob	–	–	–	–
Steering Wheel Reach & Height Adjust	S	S	S	S
Electric Parking Brake	–	–	–	–
e-Shifter	–	–	–	–
Seating Capacity	5	5	5	5
Heated Seats - Front Driver & Passenger	–	–	–	–
Seat Material - Cloth	S	S	S	S
Seat Material - Premium Cloth	–	–	–	–
Seat Material - Leather Accented	–	–	–	–
Driver Seat - 8-Way Manual	S	S	S	S
Driver Seat - 8-Way Power	–	–	–	–
Front Passenger Seat - 4-Way Manual	S	S	S	S
Front Passenger Seat - 6-Way Manual	–	–	–	–
Front Passenger Seat - 8-Way Power	–	–	–	–
Driver & Front Passenger Seat 10-Way Power	–	–	–	–
Child Seat Upper Anchorage Points (x 2)	S	S	S	S
Child Seat ISOFIX Anchorage Points (x 2)	S	S	S	S
Floor Covering - Vinyl	S	S	S	S
Floor Covering - Carpet	–	–	–	–
Floor Mats - Driver	–	–	–	–
Floor Mats - Driver & Front Passenger	–	–	–	–

S = Standard **O** = Factory Option that can be ordered before a vehicle is manufactured at an additional cost

P = Part of a Pack that can be ordered before a vehicle is manufactured at an additional cost **A** = Accessory fitted at Ford Dealer at an additional cost

Disclaimer:

¹¹. Zone Lighting will not operate if battery charge is insufficient. The length of time that Zone Lighting will operate depends on the battery charge, the types of lights fitted to the vehicle (LED or Bulb) and other electrical loads connected to the vehicle. The system will automatically turn off after a period of time to preserve the battery's engine starting performance.

4x4 | XL Ranger 2023.50MY Specifications

	XL	XL	XL	XL
	4x4 Double Cab Cab-Chassis	4x4 Double Cab Cab-Chassis	4x4 Double Cab Pick-up	4x4 Double Cab Pick-up
Engine	2.0L Single Turbo	2.0L Bi -Turbo	2.0L Single Turbo	2.0L Bi -Turbo
Comfort and Convenience				
Ambient Lighting	–	–	–	–
Auxiliary Switch Bank	–	–	–	–
Centre Console with Single Lid and 2 Cup Holders	S	S	S	S
Instrument Panel Cup Holders	–	–	–	–
Charging				
- Auxiliary 12V Power Outlet - Centre Console Bin	S	S	S	S
- Auxiliary 12V Power Outlet - Rear of Centre Console	S	S	S	S
- USB Ports	3	3	3	3
- Wireless Charging ¹²	–	–	–	–
- 12V Socket in Bedliner	–	–	–	–
Climate Control - Single-Zone Manual	S	S	S	S
Climate Control - Dual-Zone	–	–	–	–
Rear Air Vent Registers	–	–	–	–
Auto Headlamp On-Off & Auto High Beam	S	S	S	S
Front Power Windows	S	S	S	S
Rear Power Windows	S	S	S	S
Privacy Glass	–	–	–	–
Rain Sensing Windscreen Wipers	–	–	–	–
Rear Window Defrost	S	S	S	S
Electrochromatic Rear View Mirror	–	–	–	–
Underseat Stowage	S	S	S	S
Audio and Communication				
Embedded Modem	S	S	S	S
FordPass Connect ¹³	S	S	S	S
Colour Digital Instrument Cluster with Configurable Display - 8-inch	S	S	S	S
Colour Digital Instrument Cluster with Configurable Display - 12.4-inch	–	–	–	–
Colour Multi-Function Touch Screen Display - 10.1-inch	S	S	S	S
Colour Multi-Function Touch Screen Display - 12-inch	–	–	–	–
Speakers	4	4	4	4
B&O Premium Audio System (10 Speakers) ¹⁴	–	–	–	–
Digital Audio (DAB+)	–	–	–	–
Bluetooth® with Phone / Audio Streaming ¹⁵	S	S	S	S
Built-In Satellite Navigation with one year of Connected Navigation Services included ¹⁶	–	–	–	–
SYNC® 4A ¹⁷	S	S	S	S
SYNC® 4A with Voice-Activated Controls ¹⁷	–	–	–	–
Steering Wheel Audio/Function Control	S	S	S	S
Wireless Apple CarPlay™ & Android Auto™ ¹⁸	S	S	S	S

4x4 | XL Ranger 2023.50MY Specifications

Certain vehicle models, options, packs and accessories listed are scheduled to launch progressively and additional wait times may apply.

	XL	XL	XL	XL
	4x4 Double Cab Cab-Chassis	4x4 Double Cab Cab-Chassis	4x4 Double Cab Pick-up	4x4 Double Cab Pick-up
Engine	2.0L Single Turbo	2.0L Bi -Turbo	2.0L Single Turbo	2.0L Bi -Turbo
Safety and Security				
Perimeter Alarm System	–	–	–	–
Airbags x 9 - Front, Side, Knee & Full Length Curtain (Driver & Passenger) & Far Side Driver Front Airbag	S	S	S	S
3 Point Lap Sash Seat Belt - All Positions	S	S	S	S
Child Proof Rear Door Locks	S	S	S	S
Emergency Assistance ¹⁹	S	S	S	S
Power Door Locks	S	S	S	S
Smart Keyless Entry with Push Button Start	–	–	–	–

S = Standard **O** = Factory Option that can be ordered before a vehicle is manufactured at an additional cost

P = Part of a Pack that can be ordered before a vehicle is manufactured at an additional cost **A** = Accessory fitted at Ford Dealer at an additional cost

Disclaimer:

12. Wireless Charging only available with compatible phones. **13.** Use of FordPass is subject to the FordPass Terms and Privacy Policy available on ford.com.au/fordpass and requires a compatible mobile device, internet access and software (including software updates from time to time). You are responsible for internet access, mobile network data and voice call services required for your use of the FordPass App on your mobile device, including associated fees. The FordPass App and FordPass Connect modem can only work when both are connected to the telecommunications network. Ford cannot guarantee that FordPass will be in fully operating condition at all times and the FordPass App may be unavailable or particular FordPass services interrupted. Ford is not responsible for any limitations or restrictions of the telecommunications network or of your mobile device. Warning: Local laws prohibit some phone functions while driving. Check your local road rules before using these functions. Use Remote Vehicle Start and Stop responsibly and only in well ventilated areas where you are aware of your vehicle's surroundings. **14.** BANG & OLUFSEN© 2023 and B&O© 2023. BANG & OLUFSEN™ and B&O™ are registered trademarks of Bang & Olufsen Group. Licensed by Harman Becker Automotive System Manufacturing Kft. All rights reserved. **15.** Bluetooth® is a registered trademark of Bluetooth SIG, Inc. and is under license. Some phones not compatible. **16.** Eligible vehicles receive Connected Navigation Services for 1 year from the Ford Express New Vehicle Warranty start date, after which time the Connected Navigation Services may cease to be available, or may be subject to a subscription fee. To use Connected Navigation Services, users must have created a FordPass App account (terms apply), have fully activated the vehicle's FordPass Connect modem and have SYNC Location set to 'on'. **17.** SYNC® 4A features may not be compatible with all phones. SYNC screen appearance and functionality may change over time due to software updates. For compatibility, see ford.com.au/sync. **18.** Apple CarPlay / Android Auto requires phone with compatible version of Apple iOS / Android™ (as applicable), active data service, and connection cable (sold separately). SYNC® does not control Apple CarPlay / Android Auto while in use. Apple / Google and other third parties are responsible for their respective functionality. Message and data rates may apply. Apple CarPlay, Siri Eyes Free, iPod and iPhone are trademarks of Apple Inc. registered in the US and other countries. Android Auto and Google Maps are trademarks of Google Inc. Ford Applink® is available on selected SYNC® models and is compatible with select smartphone platforms. Warning: Local laws prohibit some phone functions while driving. Check your local road rules before using these functions. **19.** Emergency Assistance feature needs a paired and in range mobile phone. Can activate in the event of a crash which deploys an airbag or activates the fuel pump shut off.

4x4 | XL Ranger 2023.50MY Specifications

	XL	XL	XL	XL
	4x4 Double Cab Cab-Chassis	4x4 Double Cab Cab-Chassis	4x4 Double Cab Pick-up	4x4 Double Cab Pick-up
Engine	2.0L Single Turbo	2.0L Bi -Turbo	2.0L Single Turbo	2.0L Bi -Turbo
Driver Assistance				
Active Park Assist 2.0 ²⁰ .	–	–	–	–
Adaptive Cruise Control ²⁰ .	S	S	S	S
Intelligent Adaptive Cruise Control with Stop & Go, Traffic Sign Recognition and Lane Centering ²¹ .	–	–	–	–
Intelligent Speed Assist ²⁰ .	S	S	S	S
Auto Headlamp On-Off & Auto High Beam	S	S	S	S
Blind Spot Monitoring with Cross Traffic Alert ²⁰ .	–	–	S	S
Blind Spot Monitoring with Cross Traffic Alert and Trailer Coverage ²² .	–	–	P	P
Dynamic Stability Control (DSC) incorporating ABS, Electronic Brakeforce Distribution, Emergency Brake Assist, Hill Start Assist, Load Adaptive Control, Roll Over Mitigation, Traction Control & Trailer Sway Control ²⁰ .	S	S	S	S
Evasive Steer Assist ²⁰ .	S	S	S	S
Lane Keeping Aid with Road Edge Detection and Driver Alert System ²³ .	S	S	S	S
Post Impact Braking ²⁰	S	S	S	S
Pre-Collision Assist with Autonomous Emergency Braking (AEB) ²⁴ .	S	S	S	S
Reverse Brake Assist ²⁵ .	–	–	S	S
Parking Sensors - Front ²⁰ .	–	–	–	–
Parking Sensors - Rear ²⁰ .	–	–	S	S
Rear View Camera - Analogue ²⁶	S	S	–	–
Rear View Camera - Integrated Digital ²⁰ .	–	–	S	S
360-Degree Camera ²⁰ .	–	–	–	–
Traffic Sign Recognition ²⁰ .	S	S	S	S
Tyre Pressure Monitoring System	–	–	–	–
Towing				
Maximum Braked Towing Capacity (kg) ²⁷ .	3,500	3,500	3,500	3,500
Tow Bar with Integrated Trailer Brake Controller ²⁸ .	O	O	O	O
Trailer Light Check ²⁹ .	P	P	P	P
Towing Vehicle Integration with Towing Checklist	S	S	S	S
Tow Haul Mode (part of Selectable Drive Modes ²⁰ .)	–	–	–	–
Off-Road				
Off-Road Screen ²⁰ .	–	–	–	–
Hill Descent Control ²⁰ .	S	S	S	S
Locking Rear Differential	S	S	S	S
Front Recovery Hook	1	1	1	1
Rear Recovery Hook	–	–	–	–

4x4 | XL Ranger 2023.50MY Specifications

Certain vehicle models, options, packs and accessories listed are scheduled to launch progressively and additional wait times may apply.

	XL	XL	XL	XL
	4x4 Double Cab Cab-Chassis	4x4 Double Cab Cab-Chassis	4x4 Double Cab Pick-up	4x4 Double Cab Pick-up
Engine	2.0L Single Turbo	2.0L Bi -Turbo	2.0L Single Turbo	2.0L Bi -Turbo
Factory Options				
Tough Spray-In Bedliner (incl. Tailgate Ruler)	–	–	O	O
Heavy Duty Suspension	O	O	O	O
17" Steel Wheels with All-Terrain Tyres with 17" Steel Spare Wheel	O	O	O	O
Additional XL Wheel Centre Cap Pack to Suit Wheel Nut Indicator Fitment	O	O	O	O
Towing Pack - Tow Bar with Integrated Trailer Brake Controller ²⁸ and Trailer Light Check ²⁹ .	O	O	O	O
Blind Spot Monitoring Trailer Coverage ²² .	–	–	O	O
Prestige Paint	O	O	O	O

S = Standard **O** = Factory Option that can be ordered before a vehicle is manufactured at an additional cost

P = Part of a Pack that can be ordered before a vehicle is manufactured at an additional cost **A** = Accessory fitted at Ford Dealer at an additional cost

Disclaimer:

20. Driver-assist features are supplemental and do not replace the driver's attention, judgment and need to control the vehicle. May not operate at certain speeds, or in certain driving, road or weather conditions. See Owner's Manual for more information. **21.** Driver-assist features are supplemental and do not replace the driver's attention, judgement and need to control the vehicle. May not operate at certain speeds, or in certain driving, road or weather conditions. Please see Owner's Manual for more information. iACC uses various data to adjust the set speed of the vehicle to the speed limit detected by the system. The iACC system will not always detect the correct speed limit and may set a vehicle speed that is above or below the actual speed limit. If the system does this, it can be overridden by the driver applying the brake or accelerator. ACC and Lane Centering has a minimum operating speed of 20km/hr. Detection of lower speed limit will result in system entering standby. The Stop and Go functionality of this system operates as low as 0km/hr in traffic jam situations. Customers should read the Owner's Manual for full details of the limitations of the iACC system before activating the system. **22.** Driver-assist features are supplemental and do not replace the driver's attention, judgment and need to control the vehicle. May not operate at certain speeds, or in certain driving, road or weather conditions. See Owner's Manual for more information. Trailer Coverage system (requires a genuine factory fit tow bar) supports conventional trailer dimensions: up to 2.4m wide (measured at trailer front) and up to 10m long from the rear of your vehicle. Drivers will need to create a profile of their trailers in SYNC to support this system. **23.** Driver-assist features are supplemental and do not replace the driver's attention, judgment and need to control the vehicle. May not operate at certain speeds, or in certain driving, road or weather conditions. See Owner's Manual for more information. Road Edge Detection designed for use on rural roads at speeds of 65 – 110km/h. The feature does not detect every edge and does require a level of contrast between the road surface and the edge. **24.** Driver-assist features are supplemental and do not replace the driver's attention, judgment and need to control the vehicle. May not operate at certain speeds, or in certain driving, road or weather conditions. See Owner's Manual for more information. Pre-collision Assist with Automatic Emergency Braking detects pedestrians, but not in all conditions, and can help avoid or reduce a collision. It does not replace safe driving. See Owner's Manual for Limitations. **25.** Driver-assist features are supplemental and do not replace the driver's attention, judgement and need to control the vehicle. May not operate at certain speeds, or in certain driving, road or weather conditions. Please see Owner's Manual for more information. Reverse Brake Assist functions when in reverse and travelling at a speed of 2-12 km/h. **26.** Analogue Rear View Camera is provided and will need to be fitted to the vehicle by a body builder. Driver-assist features are supplemental and do not replace the driver's attention, judgment and need to control the vehicle. May not operate at certain speeds, or in certain driving, road or weather conditions. See Owner's Manual for more information. **27.** Maximum towing capacity-braked using a Genuine Ford tow pack. Subject to State and Territory regulations. To comply with these limits, occupants and / or luggage may need to be restricted to not exceed the GCM and GVM limits. For further details regarding passenger and luggage restrictions, please consult your authorised Ford Dealer and / or refer to the Owner's Manual. **28.** Drivers will need to create a profile of their trailers in SYNC to support the Trailer Brake Controller and must set the gain on the Brake Controller unit. **29.** Trailer Light Check requires a Genuine Ford Tow Bar to be fitted and can be used via SYNC, or via FordPass app as a Connected Service. Where used via the app as a Connected Service, eligible vehicles receive 1 year of service from the Ford Express New Vehicle Warranty start date after which time, the Connected Service may cease to be available, or may be subject to a subscription fee. Users must have created a FordPass App account (terms apply) and have fully activated the vehicle's FordPass Connect modem to use this feature via the app.

4x4 | XLS, XLT Ranger 2023.50MY Specifications

	XLS	XLT	XLT	XLT
	4x4 Double Cab Pick-up	4x4 Double Cab Pick-up	4x4 Double Cab Pick-up	4x4 Double Cab Cab-Chassis
Engine	2.0L Bi -Turbo	2.0L Bi -Turbo	3.0L V6 Turbo-Diesel	3.0L V6 Turbo-Diesel
Maximum Power	154kW @ 3,750rpm	154kW @ 3,750rpm	184kW @ 3,250rpm	184kW @ 3,250rpm
Maximum Torque	500Nm @ 1,750-2,000rpm	500Nm @ 1,750-2,000rpm	600Nm @ 1,750-2,250rpm	600Nm @ 1,750-2,250rpm
Transmissions				
6-speed automatic transmission	–	–	–	–
10-speed automatic transmission	S	S	S	S
Driveline				
RWD	–	–	–	–
Part-time 4x4	S	S	–	–
Full-time 4WD	–	–	S	S
Selectable Drive Modes ¹				
- Normal	S	S	S	S
- Eco	S	S	S	S
- Tow / Haul	S	S	S	S
- Slippery	S	S	S	S
- Mud / Ruts ²	–	–	–	–
- Sand ³	–	–	–	–
- Sport	–	–	–	–
- Baja ⁴	–	–	–	–
- Rock Crawl ⁵	–	–	–	–
Fuel				
Combined Fuel Economy (L/100km)(Auto) ⁶	7.6	7.6	8.4	8.4
CO ₂ Emissions (g/km)(Auto) ⁶	201	201	222	222
Fuel Tank Capacity (L)	80	80	80	80
Fuel Type	Diesel	Diesel	Diesel	Diesel
Vehicle Masses (kg)				
Gross Combined Mass ⁷	6350	6350	6400	6400
Gross Vehicle Mass ⁷	3230	3230	3280	3280
Front Gross Axle Weight Rating ⁷	1450	1450	1490	1490
Rear Gross Axle Weight Rating ⁷	1959	1959	1959	1959
Kerb Weight ⁷	2247	2250	2306	2116
Payload (based on Kerb Weight) ⁷	983	980	974	1164
Minimum Kerb Weight ⁷	2153	2176	2233	2097
Payload (based on Min Kerb Weight) ⁷	1077	1054	1047	1183
Tare Weight ⁷	2183	2186	2242	2052
Pick-up Box Dimensions ⁸ . (mm)				
Height - at centreline of axle	529	525	525	–
Height - floor height to ground	816	831	831	–
Length - at floor	1547	1464	1464	–
Length - top of box	1471	1468	1468	–
Width - between wheelhouses	1224	1217	1217	–
Width - pick-up box	1584	1520	1520	–
Width - rear opening	1413	1393	1393	–

4x4 | XLS, XLT Ranger 2023.50MY Specifications

Certain vehicle models, options, packs and accessories listed are scheduled to launch progressively and additional wait times may apply.

	XLS	XLT	XLT	XLT
	4x4 Double Cab Pick-up	4x4 Double Cab Pick-up	4x4 Double Cab Pick-up	4x4 Double Cab Cab-Chassis
Engine	2.0L Bi -Turbo	2.0L Bi -Turbo	3.0L V6 Turbo-Diesel	3.0L V6 Turbo-Diesel
Exterior Dimensions ⁸ . (mm)				
Length - with rear bumper (where fitted) without tow receiver ⁹	5370	5370	5370	5225
Length - with rear bumper (where fitted) with tow receiver ⁹	5406	5406	5406	5406
Width - exterior mirrors extended	2208	2208	2208	2208
Width - exterior mirrors folded	2015	2015	2015	2015
Width - excluding mirrors	1918	1918	1918	1910
Height - to top of antenna base	1875	1886	1886	1886
Overhang - front	865	865	865	865
Overhang - rear	1215	1215	1215	1070
Track - front and rear	1620	1620	1620	1620
Wheelbase	3270	3270	3270	3270
Ground Clearance (unladen)	224	234	234	234
Wading Depth	800	800	800	800
Approach Angle (unladen, degrees)	29	30	30	30
Departure Angle (unladen, degrees) ¹⁰ .	25	23	23	23
Ramp Breakover Angle (degrees)	20	21	21	21
Turning Circle (meters)	12.9	12.9	12.9	12.9

S = Standard **O** = Factory Option that can be ordered before a vehicle is manufactured at an additional cost

P = Part of a Pack that can be ordered before a vehicle is manufactured at an additional cost **A** = Accessory fitted at Ford Dealer at an additional cost

Some features may be impacted by the removal of the standard load box fitted to the vehicle.

Disclaimer:

1. Driver-assist features are supplemental and do not replace the driver's attention, judgment and need to control the vehicle. May not operate at certain speeds, or in certain driving, road or weather conditions. See Owner's Manual for more information. **2.** Mud/Rut Mode intended for off-road use only. **3.** Sand Mode intended for off-road use only. **4.** Baja Mode intended for off-road use only. **5.** Rock Crawl Mode intended for off-road use only. **6.** Fuel consumption and emissions as per ADR 81/02 (combined cycle) and to be used for vehicle comparison purposes only. It is unlikely that these fuel consumption and emissions figures will be achieved in real world driving conditions. Actual fuel consumption and emissions will depend on many factors including the driver's habits, prevailing conditions and the vehicle's equipment, options and accessories, condition and use. **7.** Subject to State and Territory regulations. Kerb Weight includes the vehicle with a full tank of fuel, without occupants, luggage or cargo and with the heaviest possible combination of factory fitted optional equipment included. Minimum Kerb Weight includes the vehicle with a full tank of fuel, without occupants, luggage or cargo and with the lightest possible orderable combination of factory fit equipment. Tare Weight includes the vehicle with 10L of fuel, without occupants, luggage or cargo and with the heaviest possible combination of factory fitted optional equipment included. All payloads are calculated by deducting either the vehicle's Kerb Weight, Minimum Kerb Weight or Tare Weight from its Gross Vehicle Mass (GVM). Payload (based on Kerb Weight) is the maximum combined value of occupants, cargo, added accessories, added structures and tow ball download (when towing). Ranger Raptor payload is calculated by deducting the vehicle's Tare Weight from its Gross Vehicle Mass (GVM). All Chassis Cab payloads, kerb and tare weights exclude weights of tray bodies. Vehicle weights are approximate and subject to individual variances. Vehicles should be weighed before and after adding additional load, accessories or towing a trailer to ensure the maximum Gross Vehicle Mass (GVM), Gross Combined Mass (GCM) and Gross Axle Weight Ratings are not exceeded. **8.** Vehicle dimensions are approximate and subject to individual vehicle variances, and should be confirmed before fitting any accessories or otherwise relying on this value. All Pick-up box dimensions take into account the Drop-In or Spray-In Bedliner where standard. **9.** Vehicle length measured from front license plate bracket. **10.** Inclusive of tow bar where standard.

4x4 | XLS, XLT Ranger 2023.50MY Specifications

	XLS	XLT	XLT	XLT
	4x4 Double Cab Pick-up	4x4 Double Cab Pick-up	4x4 Double Cab Pick-up	4x4 Double Cab Cab-Chassis
Engine	2.0L Bi -Turbo	2.0L Bi -Turbo	3.0L V6 Turbo-Diesel	3.0L V6 Turbo-Diesel
Interior Dimensions⁸ (mm)				
2nd Row Headroom	989	989	989	989
2nd Row Legroom	879	879	879	879
2nd Row Shoulder Room	1440	1440	1440	1440
Front Headroom	1024	1024	1024	1024
Front Legroom	1057	1057	1057	1057
Front Shoulder Room	1450	1450	1450	1450
Chassis & Suspension				
Front Disc / Rear Drum brakes	S	–	–	–
Front and rear vented discs with electronic Brake Booster	–	S	S	S
Electrical Power Assisted Steering	S	S	S	S
Locking Rear Differential	S	S	S	S
Wheels				
16" Steel with All Season Tyres	–	–	–	–
16" Alloy with All Season Tyres	S	–	–	–
17" Alloy with All Season Tyres	–	S	S	S
17" Alloy with All Terrain BF Goodrich KO2 Tyres	–	–	–	–
18" Alloy with All Season Tyres	–	–	–	–
18" Alloy with All Terrain Tyres	–	–	–	–
Spare Wheel - 16" Steel	S	–	–	–
Spare Wheel - 17" Steel	–	S	S	S
Spare Wheel - 17" Alloy	–	–	–	–
Spare Wheel - 18" Alloy	–	–	–	–
T285/70 R17 BF Goodrich KO2 High Performance All-Terrain tyres	–	–	–	–
Exterior Lighting				
Headlamps - Halogen	S	–	–	–
Headlamps - LED	–	S	S	S
Headlamps - Matrix LED with Auto Leveling & Dynamic Bending	–	–	–	–
Daytime Running Lamps - Halogen	S	–	–	–
Daytime Running Lamps - LED	–	S	S	S
Front Fog Lamps - Halogen	S	S	–	–
Front Fog Lamps - LED	–	–	S	S
Taillamps - Halogen	–	–	–	S
Taillamps - LED	S	S	S	–
Tailgate Mounted Stop Light	S	S	S	–
Zone Lighting ¹¹	–	P	P	–
Exterior				
Exterior Mirrors - Power Adjustable	S	S	S	S
Exterior Mirrors - Power Folding	S	S	S	S
Exterior Mirrors - Puddle Lamps	–	P	P	–
Steel Underbody Protection	S	S	S	S
Side Steps	S	S	S	S
Rear Box Step	S	S	S	–
Roof Rails	–	–	–	–
Sports Bar	–	S	S	–
Sports Hoop/Sailplane	–	–	–	–

4x4 | XLS, XLT Ranger 2023.50MY Specifications

Certain vehicle models, options, packs and accessories listed are scheduled to launch progressively and additional wait times may apply.

	XLS	XLT	XLT	XLT
	4x4 Double Cab Pick-up	4x4 Double Cab Pick-up	4x4 Double Cab Pick-up	4x4 Double Cab Cab-Chassis
Engine	2.0L Bi -Turbo	2.0L Bi -Turbo	3.0L V6 Turbo-Diesel	3.0L V6 Turbo-Diesel
Load Box Elements				
Tailgate Ruler	S	–	–	–
Drop In Bedliner (without Tailgate Ruler)	–	S	S	–
Tough Spray-In Bedliner (incl. Tailgate Ruler)	O	O	O	–
12V Socket in Bedliner	–	S	S	–
Box Top Protective Capping with Load Box Access Caps	S	S	S	–
Aluminum Tie Down Rails	–	–	–	–
Inner Tie Downs	S	S	S	–
Cargo Management System	–	P	P	–
Load Rest	S	–	–	–
Load Box Illumination	S	S	S	–
Tailgate Cargo Clamps	S	S	S	–
Tailgate Cupholders	S	S	S	–
Power Tailgate Lock	S	S	S	–
Tailgate with Lift Assistance	S	S	S	–
Power Roller Shutter	–	–	–	–
Interior, Seating and Door Trim				
Leather Wrapped Steering Wheel & Gear Knob	–	S	S	S
Steering Wheel Reach & Height Adjust	S	S	S	S
Electric Parking Brake	–	S	S	S
e-Shifter	–	–	S	S
Seating Capacity	5	5	5	5
Heated Seats - Front Driver & Passenger	–	–	–	–
Seat Material - Cloth	S	–	–	–
Seat Material - Premium Cloth	–	S	S	S
Seat Material - Leather Accented	–	–	–	–
Driver Seat - 8-Way Manual	S	S	S	S
Driver Seat - 8-Way Power	–	–	–	–
Front Passenger Seat - 4-Way Manual	S	S	S	S
Front Passenger Seat - 6-Way Manual	–	–	–	–
Front Passenger Seat - 8-Way Power	–	–	–	–
Driver & Front Passenger Seat 10-Way Power	–	–	–	–
Child Seat Upper Anchorage Points (x 2)	S	S	S	S
Child Seat ISOFIX Anchorage Points (x 2)	S	S	S	S
Floor Covering - Vinyl	–	–	–	–
Floor Covering - Carpet	S	S	S	S
Floor Mats - Driver	S	S	S	S
Floor Mats - Driver & Front Passenger	–	–	–	–

S = Standard **O** = Factory Option that can be ordered before a vehicle is manufactured at an additional cost

P = Part of a Pack that can be ordered before a vehicle is manufactured at an additional cost **A** = Accessory fitted at Ford Dealer at an additional cost

Disclaimer:
¹¹. Zone Lighting will not operate if battery charge is insufficient. The length of time that Zone Lighting will operate depends on the battery charge, the types of lights fitted to the vehicle (LED or Bulb) and other electrical loads connected to the vehicle. The system will automatically turn off after a period of time to preserve the battery's engine starting performance.

4x4 | XLS, XLT Ranger 2023.50MY Specifications

	XLS	XLT	XLT	XLT
	4x4 Double Cab Pick-up	4x4 Double Cab Pick-up	4x4 Double Cab Pick-up	4x4 Double Cab Cab-Chassis
Engine	2.0L Bi -Turbo	2.0L Bi -Turbo	3.0L V6 Turbo-Diesel	3.0L V6 Turbo-Diesel
Comfort and Convenience				
Ambient Lighting	–	–	–	–
Auxiliary Switch Bank	–	P	P	O
Centre Console with Single Lid and 2 Cup Holders	S	S	S	S
Instrument Panel Cup Holders	–	–	–	–
Charging				
- Auxiliary 12V Power Outlet - Centre Console Bin	S	S	S	S
- Auxiliary 12V Power Outlet - Rear of Centre Console	S	S	S	S
- USB Ports	3	3	3	3
- Wireless Charging ¹² .	–	–	–	–
- 12V Socket in Bedliner	–	S	S	–
Climate Control - Single-Zone Manual	S	–	–	–
Climate Control - Dual-Zone	P	S	S	S
Rear Air Vent Registers	P	S	S	S
Auto Headlamp On-Off & Auto High Beam	S	S	S	S
Front Power Windows	S	S	S	S
Rear Power Windows	S	S	S	S
Privacy Glass	–	S	S	S
Rain Sensing Windscreen Wipers	–	S	S	S
Rear Window Defrost	S	S	S	S
Electrochromatic Rear View Mirror	–	S	S	S
Underseat Stowage	S	S	S	S
Audio and Communication				
Embedded Modem	S	S	S	S
FordPass Connect ¹³ .	S	S	S	S
Colour Digital Instrument Cluster with Configurable Display - 8-inch	S	S	S	S
Colour Digital Instrument Cluster with Configurable Display - 12.4-inch	–	–	–	–
Colour Multi-Function Touch Screen Display - 10.1-inch	S	S	S	S
Colour Multi-Function Touch Screen Display - 12-inch	–	–	–	–
Speakers	6	6	6	6
B&O Premium Audio System (10 Speakers) ¹⁴ .	–	–	–	–
Digital Audio (DAB+)	P	S	S	S
Bluetooth® with Phone / Audio Streaming ¹⁵ .	S	S	S	S
Built-In Satellite Navigation with one year of Connected Navigation Services included ¹⁶ .	P	S	S	S
SYNC®4A ¹⁷ .	S	–	–	–
SYNC®4A with Voice-Activated Controls ¹⁷	P	S	S	S
Steering Wheel Audio/Function Control	S	S	S	S
Wireless Apple CarPlay™ & Android Auto™ ¹⁸ .	S	S	S	S

4x4 | XLS, XLT Ranger 2023.50MY Specifications

Certain vehicle models, options, packs and accessories listed are scheduled to launch progressively and additional wait times may apply.

	XLS	XLT	XLT	XLT
	4x4 Double Cab Pick-up	4x4 Double Cab Pick-up	4x4 Double Cab Pick-up	4x4 Double Cab Cab-Chassis
Engine	2.0L Bi -Turbo	2.0L Bi -Turbo	3.0L V6 Turbo-Diesel	3.0L V6 Turbo-Diesel
Safety and Security				
Perimeter Alarm System	S	S	S	S
Airbags x 9 - Front, Side, Knee & Full Length Curtain (Driver & Passenger) & Far Side Driver Front Airbag	S	S	S	S
3 Point Lap Sash Seat Belt - All Positions	S	S	S	S
Child Proof Rear Door Locks	S	S	S	S
Emergency Assistance ¹⁹ .	S	S	S	S
Power Door Locks	S	S	S	S
Smart Keyless Entry with Push Button Start	P	S	S	S

S = Standard **O** = Factory Option that can be ordered before a vehicle is manufactured at an additional cost

P = Part of a Pack that can be ordered before a vehicle is manufactured at an additional cost **A** = Accessory fitted at Ford Dealer at an additional cost

Disclaimer:

12. Wireless Charging only available with compatible phones. **13.** Use of FordPass is subject to the FordPass Terms and Privacy Policy available on ford.com.au/fordpass and requires a compatible mobile device, internet access and software (including software updates from time to time). You are responsible for internet access, mobile network data and voice call services required for your use of the FordPass App on your mobile device, including associated fees. The FordPass App and FordPass Connect modem can only work when both are connected to the telecommunications network. Ford cannot guarantee that FordPass will be in fully operating condition at all times and the FordPass App may be unavailable or particular FordPass services interrupted. Ford is not responsible for any limitations or restrictions of the telecommunications network or of your mobile device. Warning: Local laws prohibit some phone functions while driving. Check your local road rules before using these functions. Use Remote Vehicle Start and Stop responsibly and only in well ventilated areas where you are aware of your vehicle's surroundings. **14.** BANG & OLUFSEN© 2023 and B&O© 2023. BANG & OLUFSEN™ and B&O™ are registered trademarks of Bang & Olufsen Group. Licensed by Harman Becker Automotive System Manufacturing Kft. All rights reserved. **15.** Bluetooth® is a registered trademark of Bluetooth SIG, Inc. and is under license. Some phones not compatible. **16.** Eligible vehicles receive Connected Navigation Services for 1 year from the Ford Express New Vehicle Warranty start date, after which time the Connected Navigation Services may cease to be available, or may be subject to a subscription fee. To use Connected Navigation Services, users must have created a FordPass App account (terms apply), have fully activated the vehicle's FordPass Connect modem and have SYNC Location set to 'on'. **17.** SYNC®4A features may not be compatible with all phones. SYNC screen appearance and functionality may change over time due to software updates. For compatibility, see ford.com.au/sync. **18.** Apple CarPlay / Android Auto requires phone with compatible version of Apple iOS / Android™ (as applicable), active data service, and connection cable (sold separately). SYNC® does not control Apple CarPlay / Android Auto while in use. Apple / Google and other third parties are responsible for their respective functionality. Message and data rates may apply. Apple CarPlay, Siri Eyes Free, iPod and iPhone are trademarks of Apple Inc. registered in the US and other countries. Android Auto and Google Maps are trademarks of Google Inc. Ford Applink® is available on selected SYNC® models and is compatible with select smartphone platforms. Warning: Local laws prohibit some phone functions while driving. Check your local road rules before using these functions. **19.** Emergency Assistance feature needs a paired and in range mobile phone. Can activate in the event of a crash which deploys an airbag or activates the fuel pump shut off.

4x4 | XLS, XLT Ranger 2023.50MY Specifications

	XLS	XLT	XLT	XLT
	4x4 Double Cab Pick-up	4x4 Double Cab Pick-up	4x4 Double Cab Pick-up	4x4 Double Cab Cab-Chassis
Engine	2.0L Bi -Turbo	2.0L Bi -Turbo	3.0L V6 Turbo-Diesel	3.0L V6 Turbo-Diesel
Driver Assistance				
Active Park Assist 2.0 ²⁰ .	–	–	–	–
Adaptive Cruise Control ²⁰ .	S	–	–	–
Intelligent Adaptive Cruise Control with Stop & Go, Traffic Sign Recognition and Lane Centering ²¹ .	–	S	S	S
Intelligent Speed Assist ²⁰ .	S	S	S	S
Auto Headlamp On-Off & Auto High Beam	S	S	S	S
Blind Spot Monitoring with Cross Traffic Alert ²⁰ .	S	–	–	–
Blind Spot Monitoring with Cross Traffic Alert and Trailer Coverage ²² .	P	S	S	–
Dynamic Stability Control (DSC) incorporating ABS, Electronic Brakeforce Distribution, Emergency Brake Assist, Hill Start Assist, Load Adaptive Control, Roll Over Mitigation, Traction Control & Trailer Sway Control ²⁰ .	S	S	S	S
Evasive Steer Assist ²⁰ .	S	S	S	S
Lane Keeping Aid with Road Edge Detection and Driver Alert System ²³ .	S	S	S	S
Post Impact Braking ²⁰ .	S	S	S	S
Pre-Collision Assist with Autonomous Emergency Braking (AEB) ²⁴ .	S	S	S	S
Reverse Brake Assist ²⁵ .	S	S	S	–
Parking Sensors - Front ²⁰ .	S	S	S	–
Parking Sensors - Rear ²⁰ .	S	S	S	–
Rear View Camera - Analogue ²⁶ .	–	–	–	S
Rear View Camera - Integrated Digital ²⁰ .	S	S	S	–
360-Degree Camera ²⁰ .	–	P	P	–
Traffic Sign Recognition ²⁰ .	S	S	S	S
Tyre Pressure Monitoring System	–	S	S	S
Towing				
Maximum Braked Towing Capacity (kg) ²⁷ .	3,500	3,500	3,500	3,500
Tow Bar with Integrated Trailer Brake Controller ²⁸ .	O	S	S	S
Trailer Light Check ²⁹ .	P	S	S	S
Towing Vehicle Integration with Towing Checklist	S	S	S	S
Tow Haul Mode (part of Selectable Drive Modes ²⁰ .)	S	S	S	S
Off-Road				
Off-Road Screen	–	–	–	–
Hill Descent Control ²⁰ .	S	S	S	S
Locking Rear Differential	S	S	S	S
Front Recovery Hook	1	1	1	1
Rear Recovery Hook	–	–	–	–

4x4 | XLS, XLT Ranger 2023.50MY Specifications

Certain vehicle models, options, packs and accessories listed are scheduled to launch progressively and additional wait times may apply.

	XLS	XLT	XLT	XLT
	4x4 Double Cab Pick-up	4x4 Double Cab Pick-up	4x4 Double Cab Pick-up	4x4 Double Cab Cab-Chassis
Engine	2.0L Bi -Turbo	2.0L Bi -Turbo	3.0L V6 Turbo-Diesel	3.0L V6 Turbo-Diesel
Factory Options				
Auxiliary Switch Bank	–	P	P	O
Tough Spray-In Bedliner (incl. Tailgate Ruler)	O	O	O	–
17" Alloy Wheels with All-Terrain Tyres with 17" Steel Spare Wheel	O	–	–	–
17" All Terrain Tyres	–	O	O	O
Towing Pack - Tow Bar with Integrated Trailer Brake Controller ²⁸ and Trailer Light Check ²⁹ .	O	S	S	S
Blind Spot Monitoring Trailer Coverage ²² .	O	S	S	–
Touring Pack - Cargo Management System, Auxiliary Switch Bank, 360 Camera, ²⁰ Puddle Lamps & Zone Lighting ³⁰ .	–	O	O	–
XLS Tech Pack - SYNC [®] 4A with Voice-Activated Controls, Built-In Satellite Navigation with one year of Connected Navigation Services included ³¹ , Digital Audio (DAB+), Dual-Zone Climate Control, Rear Air Vent Registers, Smart Keyless Entry with Push Button Start and Body Coloured Door Handles	O	–	–	–
Prestige Paint	O	O	O	O

S = Standard **O** = Factory Option that can be ordered before a vehicle is manufactured at an additional cost

P = Part of a Pack that can be ordered before a vehicle is manufactured at an additional cost **A** = Accessory fitted at Ford Dealer at an additional cost

Disclaimer:

20. Driver-assist features are supplemental and do not replace the driver's attention, judgment and need to control the vehicle. May not operate at certain speeds, or in certain driving, road or weather conditions. See Owner's Manual for more information. **21.** Driver-assist features are supplemental and do not replace the driver's attention, judgment and need to control the vehicle. May not operate at certain speeds, or in certain driving, road or weather conditions. Please see Owner's Manual for more information. iACC uses various data to adjust the set speed of the vehicle to the speed limit detected by the system. The iACC system will not always detect the correct speed limit and may set a vehicle speed that is above or below the actual speed limit. If the system does this, it can be overridden by the driver applying the brake or accelerator. ACC and Lane Centering has a minimum operating speed of 20km/hr. Detection of lower speed limit will result in system entering standby. The Stop and Go functionality of this system operates as low as 0km/hr in traffic jam situations. Customers should read the Owner's Manual for full details of the limitations of the iACC system before activating the system. **22.** Driver-assist features are supplemental and do not replace the driver's attention, judgment and need to control the vehicle. May not operate at certain speeds, or in certain driving, road or weather conditions. See Owner's Manual for more information. Trailer Coverage system (requires a genuine factory fit tow bar) supports conventional trailer dimensions: up to 2.4m wide (measured at trailer front) and up to 10m long from the rear of your vehicle. Drivers will need to create a profile of their trailers in SYNC to support this system. **23.** Driver-assist features are supplemental and do not replace the driver's attention, judgment and need to control the vehicle. May not operate at certain speeds, or in certain driving, road or weather conditions. See Owner's Manual for more information. Road Edge Detection designed for use on rural roads at speeds of 65 – 110km/h. The feature does not detect every edge and does require a level of contrast between the road surface and the edge. **24.** Driver-assist features are supplemental and do not replace the driver's attention, judgment and need to control the vehicle. May not operate at certain speeds, or in certain driving, road or weather conditions. Pre-collision Assist with Automatic Emergency Braking detects pedestrians, but not in all conditions, and can help avoid or reduce a collision. It does not replace safe driving. See Owner's Manual for Limitations. **25.** Driver-assist features are supplemental and do not replace the driver's attention, judgment and need to control the vehicle. May not operate at certain speeds, or in certain driving, road or weather conditions. Please see Owner's Manual for more information. Reverse Brake Assist functions when in reverse and travelling at a speed of 2-12 km/h. **26.** Analogue Rear View Camera is provided and will need to be fitted to the vehicle by a body builder. Driver-assist features are supplemental and do not replace the driver's attention, judgment and need to control the vehicle. May not operate at certain speeds, or in certain driving, road or weather conditions. See Owner's Manual for more information. **27.** Maximum towing capacity- braked using a Genuine Ford tow pack. Subject to State and Territory regulations. To comply with these limits, occupants and / or luggage may need to be restricted to not exceed the GCM and GVM limits. For further details regarding passenger and luggage restrictions, please consult your authorised Ford Dealer and / or refer to the Owner's Manual. **28.** Drivers will need to create a profile of their trailers in SYNC to support the Trailer Brake Controller and must set the gain on the Brake Controller unit. **29.** Trailer Light Check requires a Genuine Ford Tow Bar to be fitted and can be used via SYNC, or via FordPass app as a Connected Service. Where used via the app as a Connected Service, eligible vehicles receive 1 year of service from the Ford Express New Vehicle Warranty start date after which time, the Connected Service may cease to be available, or may be subject to a subscription fee. Users must have created a FordPass App account (terms apply) and have fully activated the vehicle's FordPass Connect modem to use this feature via the app. **30.** Zone Lighting will not operate if battery charge is insufficient. The length of time that Zone Lighting will operate depends on the battery charge, the types of lights fitted to the vehicle (LED or Bulb) and other electrical loads connected to the vehicle. The system will automatically turn off after a period of time to preserve the battery's engine starting performance. **31.** Eligible vehicles receive Connected Navigation Services for 1 year from the Ford Express New Vehicle Warranty start date, after which time the Connected Navigation Services may cease to be available, or may be subject to a subscription fee. To use Connected Navigation Services, users must have created a FordPass App account (terms apply), have fully activated the vehicle's FordPass Connect modem and have SYNC Location set to 'on'.

4x4 | Sport, Wildtrak, Platinum, Raptor Ranger 2023.50MY Specifications

	Sport	Sport	Wildtrak	Wildtrak	Platinum	Raptor
	4x4 Double Cab Pick-up	4x4 Double Cab Pick-up	4x4 Double Cab Pick-up	4x4 Double Cab Pick-up	4x4 Double Cab Pick-up	4x4 Double Cab Pick-up
Engine	2.0L Bi -Turbo	3.0L V6 Turbo-Diesel	2.0L Bi -Turbo	3.0L V6 Turbo-Diesel	3.0L V6 Turbo-Diesel	3.0L V6 Twin-Turbo EcoBoost
Maximum Power	154kW @ 3,750rpm	184kW @ 3,250rpm	154kW @ 3,750rpm	184kW @ 3,250rpm	184kW @ 3,250rpm	292kW @ 5,650rpm ¹ .
Maximum Torque	500Nm @ 1,750-2,000rpm	600Nm @ 1,750-2,250rpm	500Nm @ 1,750-2,000rpm	600Nm @ 1,750-2,250rpm	600Nm @ 1,750-2,250rpm	583Nm @ 3,500rpm ¹ .
Transmissions						
6-speed automatic transmission	–	–	–	–	–	–
10-speed automatic transmission	S	S	S	S	S	S
Driveline						
RWD	–	–	–	–	–	–
Part-time 4x4	S	–	S	–	–	–
Full-time 4WD	–	S	–	S	S	S
Selectable Drive Modes ² .						
- Normal	S	S	S	S	S	S
- Eco	S	S	S	S	S	–
- Tow / Haul	S	S	S	S	S	–
- Slippery	S	S	S	S	S	S
- Mud / Ruts ³ .	S	S	S	S	S	S
- Sand ⁴ .	S	S	S	S	S	S
- Sport	–	–	–	–	–	S
- Baja ⁵ .	–	–	–	–	–	S
- Rock Crawl ⁶ .	–	–	–	–	–	S
Fuel						
Combined Fuel Economy (L/100km) (Auto) ⁷ .	7.6	8.4	7.6	8.4	8.4	11.5
CO ₂ Emissions (g/km)(Auto) ⁷ .	201	222	201	222	222	262
Fuel Tank Capacity (L)	80	80	80	80	80	80
Fuel Type	Diesel	Diesel	Diesel	Diesel	Diesel	Petrol
Vehicle Masses (kg)						
Gross Combined Mass ⁸ .	6350	6400	6350	6400	6400	5370
Gross Vehicle Mass ⁸ .	3230	3280	3280	3350	3300	3130
Front Gross Axle Weight Rating ⁸ .	1450	1490	1490	1490	1490	1520
Rear Gross Axle Weight Rating ⁸ .	1959	1959	1959	1959	1900	1700
Kerb Weight ⁸ .	2267	2322	2329	2384	2388	2475
Payload (based on Kerb Weight) ⁸ .	963	958	951	966	912	–
Minimum Kerb Weight ⁸ .	2194	2250	2283	2340	2388	2413
Payload (based on Min Kerb Weight) ⁸ .	1036	1030	997	1010	912	717
Tare Weight ⁸ .	2203	2258	2265	2320	2324	2422
Payload (based on Tare Weight) ⁸ .	–	–	–	–	–	708
Pick-up Box Dimensions⁹ (mm)						
Height - at centreline of axle	525	525	525	525	525	526
Height - floor height to ground	831	831	831	831	831	870
Length - at floor	1464	1464	1464	1464	1464	1541
Length - top of box	1468	1468	1468	1468	1468	1468
Width - between wheelhouses	1217	1217	1217	1217	1217	1218
Width - pick-up box	1520	1520	1520	1520	1520	1578
Width - rear opening	1393	1393	1393	1393	1393	1407

Certain vehicle models, options, packs and accessories listed are scheduled to launch progressively and additional wait times may apply. Pre-production Platinum specifications shown. Specifications and features on production model may vary.

4x4 | Sport, Wildtrak, Platinum, Raptor Ranger 2023.50MY Specifications

	Sport	Sport	Wildtrak	Wildtrak	Platinum	Raptor
	4x4 Double Cab Pick-up	4x4 Double Cab Pick-up	4x4 Double Cab Pick-up	4x4 Double Cab Pick-up	4x4 Double Cab Pick-up	4x4 Double Cab Pick-up
Engine	2.0L Bi -Turbo	3.0L V6 Turbo-Diesel	2.0L Bi -Turbo	3.0L V6 Turbo-Diesel	3.0L V6 Turbo-Diesel	3.0L V6 Twin-Turbo EcoBoost
Exterior Dimensions⁹ (mm)						
Length - with rear bumper (where fitted) without tow receiver ¹⁰ .	5370	5370	5370	5370	5370	5380
Length - with rear bumper (where fitted) with tow receiver ¹⁰ .	5406	5406	5406	5406	5406	5425
Width - exterior mirrors extended	2208	2208	2208	2208	2208	2208
Width - exterior mirrors folded	2015	2015	2015	2015	2015	2028
Width - excluding mirrors	1918	1918	1918	1918	1918	2028
Height - to top of antenna base	1886	1886	1886	1886	–	1926
Height - to top of flexible rack system	–	–	–	–	1920	–
Overhang - front	865	865	865	865	865	865
Overhang - rear	1215	1215	1215	1215	1215	1225
Track - front and rear	1620	1620	1620	1620	1620	1710
Wheelbase	3270	3270	3270	3270	3270	3270
Ground Clearance (unladen)	234	234	234	234	234	272
Wading Depth ¹¹ .	800	800	800	800	800	850
Approach Angle (unladen, degrees)	30	30	30	30	30	32
Departure Angle (unladen, degrees) ¹² .	23	23	23	23	23	25
Ramp Breakover Angle (degrees)	21	21	21	21	21	24
Turning Circle (meters)	12.9	12.9	12.9	12.9	12.9	13.2

S = Standard **O** = Factory Option that can be ordered before a vehicle is manufactured at an additional cost

P = Part of a Pack that can be ordered before a vehicle is manufactured at an additional cost **A** = Accessory fitted at Ford Dealer at an additional cost

Disclaimer:

1. 98RON fuel is required to achieve the kW and Nm numbers stated. **2.** Driver-assist features are supplemental and do not replace the driver's attention, judgment and need to control the vehicle. May not operate at certain speeds, or in certain driving, road or weather conditions. See Owner's Manual for more information. **3.** Mud/Rut Mode intended for off-road use only. **4.** Sand Mode intended for off-road use only. **5.** Baja Mode intended for off-road use only. **6.** Rock Crawl Mode intended for off-road use only. **7.** Fuel consumption and emissions as per ADR 81/02 (combined cycle) and to be used for vehicle comparison purposes only. It is unlikely that these fuel consumption and emissions figures will be achieved in real world driving conditions. Actual fuel consumption and emissions will depend on many factors including the driver's habits, prevailing conditions and the vehicle's equipment, options and accessories, condition and use. **8.** Subject to State and Territory regulations. Kerb Weight includes the vehicle with a full tank of fuel, without occupants, luggage or cargo and with the heaviest possible combination of factory fitted optional equipment included. Minimum Kerb Weight includes the vehicle with a full tank of fuel, without occupants, luggage or cargo and with the lightest possible orderable combination of factory fit equipment. Tare Weight includes the vehicle with 10L of fuel, without occupants, luggage or cargo and with the heaviest possible combination of factory fitted optional equipment included. All payloads are calculated by deducting either the vehicle's Kerb Weight, Minimum Kerb Weight or Tare Weight from its Gross Vehicle Mass (GVM). Payload (based on Kerb Weight) is the maximum combined value of occupants, cargo, added accessories, added structures and tow ball download (when towing). Ranger Raptor payload is calculated by deducting the vehicle's Tare Weight from its Gross Vehicle Mass (GVM). All Chassis Cab payloads, kerb and tare weights exclude weights of tray bodies. Vehicle weights are approximate and subject to individual variances. Vehicles should be weighed before and after adding additional load, accessories or towing a trailer to ensure the maximum Gross Vehicle Mass (GVM), Gross Combined Mass (GCM) and Gross Axle Weight Ratings are not exceeded. **9.** Vehicle dimensions are approximate and subject to individual vehicle variances, and should be confirmed before fitting any accessories or otherwise relying on this value. All Pick-up box dimensions take into account the Drop-In or Spray-In Bedliner where standard. **10.** Vehicle length measured from front license plate bracket. **11.** 800mm Water Wading achieved when maintaining a steady speed of 7 km/h. **12.** Inclusive of tow bar where standard.

4x4 | Sport, Wildtrak, Platinum, Raptor Ranger 2023.50MY Specifications

	Sport	Sport	Wildtrak	Wildtrak	Platinum	Raptor
	4x4 Double Cab Pick-up	4x4 Double Cab Pick-up	4x4 Double Cab Pick-up	4x4 Double Cab Pick-up	4x4 Double Cab Pick-up	4x4 Double Cab Pick-up
Engine	2.0L Bi -Turbo	3.0L V6 Turbo-Diesel	2.0L Bi -Turbo	3.0L V6 Turbo-Diesel	3.0L V6 Turbo-Diesel	3.0L V6 Twin-Turbo EcoBoost
Interior Dimensions⁹ (mm)						
2nd Row Headroom	989	989	989	989	989	989
2nd Row Legroom	879	879	879	879	879	879
2nd Row Shoulder Room	1440	1440	1440	1440	1440	1440
Front Headroom	1024	1024	1024	1024	1024	1024
Front Legroom	1057	1057	1057	1057	1057	1057
Front Shoulder Room	1450	1450	1450	1450	1450	1450
Chassis & Suspension						
Front Disc / Rear Drum brakes	–	–	–	–	–	–
Front and rear vented discs with electronic Brake Booster	S	S	S	S	S	S
Electrical Power Assisted Steering	S	S	S	S	S	S
Locking Rear Differential	S	S	S	S	S	S
Wheels						
16" Steel with All Season Tyres	–	–	–	–	–	–
16" Alloy with All Season Tyres	–	–	–	–	–	–
17" Alloy with All Season Tyres	–	–	–	–	–	–
17" Alloy with T285/70 R17 BF Goodrich K02 High Performance All-Terrain Tyres	–	–	–	–	–	S
18" Alloy with All Season Tyres	S	S	–	–	–	–
18" Alloy with All Terrain Tyres	–	–	S	S	–	–
20" Alloy with All Season Tyres	–	–	–	–	S	–
Spare Wheel - 16" Steel	–	–	–	–	–	–
Spare Wheel - 17" Steel	–	–	–	–	–	–
Spare Wheel - 17" Alloy	–	–	–	–	–	S
Spare Wheel - 18" Alloy	S	S	S	S	–	–
Spare Wheel - 20" Alloy	–	–	–	–	S	–
Exterior Lighting						
Headlamps - Halogen	–	–	–	–	–	–
Headlamps - LED	S	S	S	S	–	–
Headlamps - Matrix LED with Auto Leveling & Dynamic Bending	–	–	P	P	S	S
Daytime Running Lamps - Halogen	–	–	–	–	–	–
Daytime Running Lamps - LED	S	S	S	S	S	S
Front Fog Lamps - Halogen	–	–	–	–	–	–
Front Fog Lamps - LED	S	S	S	S	S	S
Taillamps - Halogen	–	–	–	–	–	–
Taillamps - LED	S	S	S	S	S	S
Tailgate Mounted Stop Light	S	S	S	S	S	S
Zone Lighting ¹³	P	P	S	S	S	S

Certain vehicle models, options, packs and accessories listed are scheduled to launch progressively and additional wait times may apply. Pre-production Platinum specifications shown. Specifications and features on production model may vary.

4x4 | Sport, Wildtrak, Platinum, Raptor Ranger 2023.50MY Specifications

	Sport	Sport	Wildtrak	Wildtrak	Platinum	Raptor
	4x4 Double Cab Pick-up	4x4 Double Cab Pick-up	4x4 Double Cab Pick-up	4x4 Double Cab Pick-up	4x4 Double Cab Pick-up	4x4 Double Cab Pick-up
Engine	2.0L Bi -Turbo	3.0L V6 Turbo-Diesel	2.0L Bi -Turbo	3.0L V6 Turbo-Diesel	3.0L V6 Turbo-Diesel	3.0L V6 Twin-Turbo EcoBoost
Exterior						
Exterior Mirrors - Power Adjustable	S	S	S	S	S	S
Exterior Mirrors - Power Folding	S	S	S	S	S	S
Exterior Mirrors - Puddle Lamps	P	P	S	S	S	S
Black-Painted Roof	–	–	–	–	S	–
Steel Underbody Protection	S	S	S	S	S	S
Side Steps	S	S	S	S	S	S
Rear Box Step	S	S	S	S	S	–
Roof Rails	–	–	S	S	–	–
Roof Rails with folding roof racks	–	–	–	–	S	–
Sports Bar	S	S	–	–	–	–
Sports Hoop/Sailplane	–	–	S	S	–	–
Load Box Elements						
Flexible Rack System ¹⁴	–	–	–	–	S	–
Tailgate Ruler	–	–	–	–	–	S
Drop In Bedliner (without Tailgate Ruler)	S	S	S	S	S	–
Tough Spray-In Bedliner (incl. Tailgate Ruler)	O	O	–	–	–	S
12V Socket in Bedliner	S	S	S	S	S	S
Box Top Protective Capping with Load Box Access Caps	S	S	–	–	–	S
Aluminum Tie Down Rails	–	–	S	S	–	–
Inner Tie Downs	S	S	S	S	S	S
Cargo Management System	P	P	S	S	S	–
Load Rest	–	–	–	–	–	–
Load Box Illumination	S	S	S	S	S	S
Tailgate Cargo Clamps	S	S	S	S	S	S
Tailgate Cupholders	S	S	S	S	S	S
Power Tailgate Lock	S	S	S	S	S	S
Tailgate with Lift Assistance	S	S	S	S	–	S
Damped Tailgate with Lift Assistance	–	–	–	–	S	–
Power Roller Shutter ¹⁵	–	–	S	S	S	O

S = Standard **O** = Factory Option that can be ordered before a vehicle is manufactured at an additional cost

P = Part of a Pack that can be ordered before a vehicle is manufactured at an additional cost **A** = Accessory fitted at Ford Dealer at an additional cost

¹³. Zone Lighting will not operate if battery charge is insufficient. The length of time that Zone Lighting will operate depends on the battery charge, the types of lights fitted to the vehicle (LED or Bulb) and other electrical loads connected to the vehicle. The system will automatically turn off after a period of time to preserve the battery's engine starting performance. ¹⁴. Flexible Rack System has a maximum load limit 80kg (dynamic) and 250kg (static). Manual set-up required. Removal of antenna mast recommended when cargo positioned over antenna - may affect availability of radio, satellite and connected services.

¹⁵. Drop-in bedliner in lieu of spray-in bedliner when Power Roller Shutter option selected on Raptor.

4x4 | Sport, Wildtrak, Platinum, Raptor Ranger 2023.50MY Specifications

	Sport	Sport	Wildtrak	Wildtrak	Platinum	Raptor
	4x4 Double Cab Pick-up	4x4 Double Cab Pick-up	4x4 Double Cab Pick-up	4x4 Double Cab Pick-up	4x4 Double Cab Pick-up	4x4 Double Cab Pick-up
Engine	2.0L Bi -Turbo	3.0L V6 Turbo-Diesel	2.0L Bi -Turbo	3.0L V6 Turbo-Diesel	3.0L V6 Turbo-Diesel	3.0L V6 Twin-Turbo EcoBoost
Interior, Seating and Door Trim						
Leather Wrapped Steering Wheel & Gear Knob	S	S	S	S	S	S
Heated Steering Wheel	–	–	–	–	S	–
Steering Wheel Reach & Height Adjust	S	S	S	S	S	S
Electric Parking Brake	S	S	S	S	S	S
e-Shifter	S	S	S	S	S	S
Seating Capacity	5	5	5	5	5	5
Heated Seats - Front Driver & Passenger	–	–	S	S	–	S
Heated & Ventilated Seats - Front Driver & Passenger	–	–	–	–	S	–
Seat Material - Cloth	–	–	–	–	–	–
Seat Material - Premium Cloth	–	–	–	–	–	–
Seat Material - Leather Accented	S	S	S	S	–	S
Seat Material - Leather Accented Quilted	–	–	–	–	S	–
Driver Seat - 8-Way Manual	–	–	–	–	–	–
Driver Seat - 8-Way Power	S	S	S	S	–	–
Driver Seat - 10-Way Power	–	–	–	–	–	S
Driver Seat - 10-Way Power with Memory Setting	–	–	–	–	S	–
Front Passenger Seat - 4-Way Manual	–	–	–	–	–	–
Front Passenger Seat - 6-Way Manual	S	S	–	–	–	–
Front Passenger Seat - 8-Way Power	–	–	S	S	–	–
Front Passenger Seat - 10-Way Power	–	–	–	–	S	S
Child Seat Upper Anchorage Points (x 2)	S	S	S	S	S	S
Child Seat ISOFIX Anchorage Points (x 2)	S	S	S	S	S	S
Floor Covering - Vinyl	–	–	–	–	–	–
Floor Covering - Carpet	S	S	S	S	S	S
Floor Mats - Driver	–	–	–	–	–	–
Floor Mats - Driver & Front Passenger	S	S	S	S	S	S
Floor Mats - Rear	–	–	–	–	S	–
Comfort and Convenience						
Ambient Lighting	–	–	S	S	S	S
Auxiliary Switch Bank	P	P	P	P	S	S
Centre Console with Single Lid and 2 Cup Holders	S	S	S	S	S	S
Instrument Panel Cup Holders	–	–	S	S	S	S
Charging						
- Auxiliary 12V Power Outlet - Centre Console Bin	S	S	S	S	S	S
- Auxiliary 12V Power Outlet - Rear of Centre Console	S	S	–	–	–	–
- USB Ports	3	3	5	5	5	5
- Wireless Charging ¹⁶	S	S	S	S	S	S
- 12V Socket in Bedliner	S	S	S	S	S	S

Certain vehicle models, options, packs and accessories listed are scheduled to launch progressively and additional wait times may apply. Pre-production Platinum specifications shown. Specifications and features on production model may vary.

4x4 | Sport, Wildtrak, Platinum, Raptor Ranger 2023.50MY Specifications

	Sport	Sport	Wildtrak	Wildtrak	Platinum	Raptor
	4x4 Double Cab Pick-up	4x4 Double Cab Pick-up	4x4 Double Cab Pick-up	4x4 Double Cab Pick-up	4x4 Double Cab Pick-up	4x4 Double Cab Pick-up
Engine	2.0L Bi -Turbo	3.0L V6 Turbo-Diesel	2.0L Bi -Turbo	3.0L V6 Turbo-Diesel	3.0L V6 Turbo-Diesel	3.0L V6 Twin-Turbo EcoBoost
Climate Control - Single-Zone Manual	–	–	–	–	–	–
Climate Control - Dual-Zone	S	S	S	S	S	S
Rear Air Vent Registers	S	S	S	S	S	S
Auto Headlamp On-Off & Auto High Beam	S	S	S	S	S	S
Front Power Windows	S	S	S	S	S	S
Rear Power Windows	S	S	S	S	S	S
Privacy Glass	S	S	S	S	S	S
Rain Sensing Windscreen Wipers	S	S	S	S	S	S
Rear Window Defrost	S	S	S	S	S	S
Electrochromatic Rear View Mirror	S	S	S	S	S	S
Underseat Stowage	S	S	S	S	S	S
Audio and Communication						
Embedded Modem	S	S	S	S	S	S
FordPass Connect ¹⁷	S	S	S	S	S	S
Colour Digital Instrument Cluster with Configurable Display - 8-inch	S	S	S	S	–	–
Colour Digital Instrument Cluster with Configurable Display - 12.4-inch	–	–	–	–	S	S
Colour Multi-Function Touch Screen Display - 10.1-inch	S	S	–	–	–	–
Colour Multi-Function Touch Screen Display - 12-inch	–	–	S	S	S	S
Speakers	6	6	6	6	10	10
B&O Premium Audio System (10 Speakers) ¹⁸	–	–	P	P	S	S
Digital Audio (DAB+)	S	S	S	S	S	S
Bluetooth® with Phone/Audio Streaming ¹⁹	S	S	S	S	S	S
Built-In Satellite Navigation with 1 year of Connected Navigation Services included ²⁰	S	S	S	S	S	S
SYNC® 4A ²¹	–	–	–	–	–	–
SYNC® 4A with Voice-Activated Controls ²¹	S	S	S	S	S	S
Steering Wheel Audio/Function Control	S	S	S	S	S	S
Wireless Apple CarPlay™ & Android Auto™ ²²	S	S	S	S	S	S

S = Standard **O** = Factory Option that can be ordered before a vehicle is manufactured at an additional cost

P = Part of a Pack that can be ordered before a vehicle is manufactured at an additional cost **A** = Accessory fitted at Ford Dealer at an additional cost

Disclaimer:

¹⁶. Wireless Charging only available with compatible phones. ¹⁷. Use of FordPass is subject to the FordPass Terms and Privacy Policy available on ford.com.au/fordpass and requires a compatible mobile device, internet access and software (including software updates from time to time). You are responsible for internet access, mobile network data and voice call services required for your use of the FordPass App on your mobile device, including associated fees. The FordPass App and FordPass Connect modem can only work when both are connected to the telecommunications network. Ford cannot guarantee that FordPass will be in fully operating condition at all times and the FordPass App may be unavailable or particular FordPass services interrupted. Ford is not responsible for any limitations or restrictions of the telecommunications network or of your mobile device. Warning: Local laws prohibit some phone functions while driving. Check your local road rules before using these functions. Use Remote Vehicle Start and Stop responsibly and only in well ventilated areas where you are aware of your vehicle's surroundings. ¹⁸. BANG & OLUFSEN© 2023 and B&O© 2023. BANG & OLUFSEN™ and B&O™ are registered trademarks of Bang & Olufsen Group. Licensed by Harman Becker Automotive System Manufacturing Kft. All rights reserved. ¹⁹. Bluetooth® is a registered trademark of Bluetooth SIG, Inc. and is under license. Some phones not compatible. ²⁰. Eligible vehicles receive Connected Navigation Services for 1 year from the Ford Express New Vehicle Warranty start date, after which time the Connected Navigation Services may cease to be available, or may be subject to a subscription fee. To use Connected Navigation Services, users must have created a FordPass App account (terms apply), have fully activated the vehicle's FordPass Connect modem and have SYNC Location set to 'on'. ²¹. SYNC® 4A features may not be compatible with all phones. SYNC screen appearance and functionality may change over time due to software updates. For compatibility, see ford.com.au/sync. ²². Apple CarPlay / Android Auto requires phone with compatible version of Apple iOS / Android™ (as applicable), active data service, and connection cable (sold separately). SYNC® does not control Apple CarPlay / Android Auto while in use. Apple / Google and other third parties are responsible for their respective functionality. Message and data rates may apply. Apple CarPlay, Siri Eyes Free, iPod and iPhone are trademarks of Apple Inc. registered in the US and other countries. Android Auto and Google Maps are trademarks of Google Inc. Ford Applink® is available on selected SYNC® models and is compatible with select smartphone platforms. Warning: Local laws prohibit some phone functions while driving. Check your local road rules before using these functions.

4x4 | Sport, Wildtrak, Platinum, Raptor Ranger 2023.50MY Specifications

	Sport	Sport	Wildtrak	Wildtrak	Platinum	Raptor
	4x4 Double Cab Pick-up	4x4 Double Cab Pick-up	4x4 Double Cab Pick-up	4x4 Double Cab Pick-up	4x4 Double Cab Pick-up	4x4 Double Cab Pick-up
Engine	2.0L Bi -Turbo	3.0L V6 Turbo-Diesel	2.0L Bi -Turbo	3.0L V6 Turbo-Diesel	3.0L V6 Turbo-Diesel	3.0L V6 Twin-Turbo EcoBoost
Safety and Security						
Perimeter Alarm System	S	S	S	S	S	S
Airbags x 9 - Front, Side, Knee & Full Length Curtain (Driver & Passenger) & Far Side Driver Front Airbag	S	S	S	S	S	S
3 Point Lap Sash Seat Belt - All Positions	S	S	S	S	S	S
Child Proof Rear Door Locks	S	S	S	S	S	S
Emergency Assistance ²³	S	S	S	S	S	S
Power Door Locks	S	S	S	S	S	S
Smart Keyless Entry with Push Button Start	S	S	S	S	S	S
Driver Assistance						
Active Park Assist 2.0 ²⁴	–	–	S	S	S	S
Adaptive Cruise Control ²⁴	–	–	–	–	–	–
Intelligent Adaptive Cruise Control with Stop & Go, Traffic Sign Recognition and Lane Centering ²⁵	S	S	S	S	S	S
Intelligent Speed Assist ²⁴	S	S	S	S	S	S
Auto Headlamp On-Off & Auto High Beam	S	S	S	S	S	S
Blind Spot Monitoring with Cross Traffic Alert ²⁴	–	–	–	–	–	–
Blind Spot Monitoring with Cross Traffic Alert and Trailer Coverage ²⁶	S	S	S	S	S	S
Dynamic Stability Control (DSC) incorporating ABS, Electronic Brakeforce Distribution, Emergency Brake Assist, Hill Start Assist, Load Adaptive Control, Roll Over Mitigation, Traction Control & Trailer Sway Control ²⁴	S	S	S	S	S	S
Evasive Steer Assist ²⁴	S	S	S	S	S	S
Lane Keeping Aid with Road Edge Detection and Driver Alert System ²⁷	S	S	S	S	S	S
Post Impact Braking ²⁴	S	S	S	S	S	S
Pre-Collision Assist with Autonomous Emergency Braking (AEB) ²⁸	S	S	S	S	S	S
Reverse Brake Assist ²⁹	S	S	S	S	S	S
Parking Sensors - Front ²⁴	S	S	S	S	S	S
Parking Sensors - Rear ²⁴	S	S	S	S	S	S
Rear View Camera - Analogue ³⁰	–	–	–	–	–	–
Rear View Camera - Integrated Digital ²⁴	S	S	S	S	S	S
360-Degree Camera ²⁴	P	P	S	S	S	S
Traffic Sign Recognition ²⁴	S	S	S	S	S	S
Tyre Pressure Monitoring System	S	S	S	S	S	S
Towing						
Maximum Braked Towing Capacity (kg) ³¹	3,500	3,500	3,500	3,500	3,500	2,500
Tow Bar with Integrated Trailer Brake Controller ³²	S	S	S	S	S	S
Trailer Light Check ³³	S	S	S	S	S	S
Towing Vehicle Integration with Towing Checklist	S	S	S	S	S	S
Tow Haul Mode (part of Selectable Drive Modes ²⁴)	S	S	S	S	S	–

4x4 | Sport, Wildtrak, Platinum, Raptor Ranger 2023.50MY Specifications

Certain vehicle models, options, packs and accessories listed are scheduled to launch progressively and additional wait times may apply. Pre-production Platinum specifications shown. Specifications and features on production model may vary.

	Sport	Sport	Wildtrak	Wildtrak	Platinum	Raptor
	4x4 Double Cab Pick-up	4x4 Double Cab Pick-up	4x4 Double Cab Pick-up	4x4 Double Cab Pick-up	4x4 Double Cab Pick-up	4x4 Double Cab Pick-up
Engine	2.0L Bi -Turbo	3.0L V6 Turbo-Diesel	2.0L Bi -Turbo	3.0L V6 Turbo-Diesel	3.0L V6 Turbo-Diesel	3.0L V6 Twin-Turbo EcoBoost
Off-Road						
Off-Road Screen ²⁴	S	S	S	S	S	S
Hill Descent Control ²⁴	S	S	S	S	S	S
Locking Rear Differential	S	S	S	S	S	S
Front Recovery Hook	2	2	2	2	2	2
Rear Recovery Hook	–	–	–	–	–	2
Factory Options						
Tough Spray-In Bedliner (incl. Tailgate Ruler)	O	O	–	–	–	–
18" Alloy Wheels with All-Terrain Tyres with 18" Alloy Spare Wheel	O	O	–	–	–	–
17" Beadlock Capable Wheels	–	–	–	–	–	O
20" Alloy Wheels with All Season Tyres with 20" Alloy Spare Wheel	–	–	O	O	–	–
Touring Pack - Cargo Management System, Auxiliary Switch Bank, 360 Camera ²⁴ , Puddle Lamps & Zone Lighting ³⁴	O	O	–	–	–	–
Wildtrak Premium Pack - Auxiliary Switch Bank, Matrix LED Headlamp & Taillamps & B&O Premium Audio System ³⁵	–	–	O	O	–	–
Prestige Paint	O	O	O	O	O	O
Power Roller Shutter ³⁶	–	–	S	S	S	O
Delete Black-Painted Roof (no cost option)	–	–	–	–	O	–
Raptor Decal Pack	–	–	–	–	–	O

S = Standard **O** = Factory Option that can be ordered before a vehicle is manufactured at an additional cost

P = Part of a Pack that can be ordered before a vehicle is manufactured at an additional cost **A** = Accessory fitted at Ford Dealer at an additional cost

Disclaimer:

23. Emergency Assistance feature needs a paired and in range mobile phone. Can activate in the event of a crash which deploys an airbag or activates the fuel pump shut off. **24.** Driver-assist features are supplemental and do not replace the driver's attention, judgment and need to control the vehicle. May not operate at certain speeds, or in certain driving, road or weather conditions. See Owner's Manual for more information. **25.** Driver-assist features are supplemental and do not replace the driver's attention, judgement and need to control the vehicle. May not operate at certain speeds, or in certain driving, road or weather conditions. Please see Owner's Manual for more information. iACC uses various data to adjust the set speed of the vehicle to the speed limit detected by the system. The iACC system will not always detect the correct speed limit and may set a vehicle speed that is above or below the actual speed limit. If the system does this, it can be overridden by the driver applying the brake or accelerator. ACC and Lane Centering has a minimum operating speed of 20km/hr. Detection of lower speed limit will result in system entering standby. The Stop and Go functionality of this system operates as low as 0km/hr in traffic jam situations. Customers should read the Owner's Manual for full details of the limitations of the iACC system before activating the system. **26.** Driver-assist features are supplemental and do not replace the driver's attention, judgment and need to control the vehicle. May not operate at certain speeds, or in certain driving, road or weather conditions. See Owner's Manual for more information. Trailer Coverage system (requires a genuine factory fit tow bar) supports conventional trailer dimensions: up to 2.4m wide (measured at trailer front) and up to 10m long from the rear of your vehicle. Drivers will need to create a profile of their trailers in SYNC to support this system. **27.** Driver-assist features are supplemental and do not replace the driver's attention, judgment and need to control the vehicle. May not operate at certain speeds, or in certain driving, road or weather conditions. See Owner's Manual for more information. Road Edge Detection designed for use on rural roads at speeds of 65 – 110km/h. The feature does not detect every edge and does require a level of contrast between the road surface and the edge. **28.** Driver-assist features are supplemental and do not replace the driver's attention, judgment and need to control the vehicle. May not operate at certain speeds, or in certain driving, road or weather conditions. See Owner's Manual for more information. Pre-collision Assist with Automatic Emergency Braking detects pedestrians, but not in all conditions, and can help avoid or reduce a collision. It does not replace safe driving. See Owner's Manual for Limitations. **29.** Driver-assist features are supplemental and do not replace the driver's attention, judgement and need to control the vehicle. May not operate at certain speeds, or in certain driving, road or weather conditions. Please see Owner's Manual for more information. Reverse Brake Assist functions when in reverse and travelling at a speed of 2-12 km/h. **30.** Analogue Rear View Camera is provided and will need to be fitted to the vehicle by a body builder. Driver-assist features are supplemental and do not replace the driver's attention, judgment and need to control the vehicle. May not operate at certain speeds, or in certain driving, road or weather conditions. See Owner's Manual for more information. **31.** Maximum towing capacity-braked using a Genuine Ford tow pack. Subject to State and Territory regulations. To comply with these limits, occupants and / or luggage may need to be restricted to not exceed the GCM and GVM limits. For further details regarding passenger and luggage restrictions, please consult your authorised Ford Dealer and / or refer to the Owner's Manual. **32.** Drivers will need to create a profile of their trailers in SYNC to support the Trailer Brake Controller and must set the gain on the Brake Controller unit. **33.** Trailer Light Check requires a Genuine Ford Tow Bar to be fitted and can be used via SYNC, or via FordPass app as a Connected Service. Where used via the app as a Connected Service, eligible vehicles receive 1 year of service from the Ford Express New Vehicle Warranty start date after which time, the Connected Service may cease to be available, or may be subject to a subscription fee. Users must have created a FordPass App account (terms apply) and have fully activated the vehicle's FordPass Connect modem to use this feature via the app. **34.** Zone Lighting will not operate if battery charge is insufficient. The length of time that Zone Lighting will operate depends on the battery charge, the types of lights fitted to the vehicle (LED or Bulb) and other electrical loads connected to the vehicle. The system will automatically turn off after a period of time to preserve the battery's engine starting performance. **35.** BANG & OLUFSEN© 2023 and B&O© 2023. BANG & OLUFSEN™ and B&O™ are registered trademarks of Bang & Olufsen Group. Licensed by Harman Becker Automotive System Manufacturing Kft. All rights reserved. **36.** Drop-in bedliner in lieu of spray-in bedliner when Power Roller Shutter option selected on Raptor.