

 SUZUKI

***SWIFT***





## ***FOR ADULTS ONLY.***

What you're about to read contains some pretty explicit material: the Suzuki Swift. Yes, the Swift is scintillatingly sexxy. From its exterior design, shapes and curves, to its seductive interior and superior performance—there's a reason it's for adults only.

And yes, we'll be checking IDs.



## ***BRINGING SEXXY HATCHBACK***

The Suzuki Swift is the iconic hatchback and it knows it. Sporty, stylish and full of clever technology, what makes it so irresistibly sexxy, is simply that it's so irresistibly fun to drive. For a good time, every drive, look no further than the Swift.



**A CENTREFOLD MODEL. OR PAGE  
3-FOLD MODEL. WHATEVER.**

Get ready to make a statement and for that statement to be “look at how incredibly sexxy my car is.” A bold chrome-accented grille, polished alloys, muscular body lines and floating roof with pillar mounted rear door handles will leave onlookers wishing their cars looked like yours.

## **EVEN THE UNSEXY STUFF, IS SEXXXY**

The Suzuki Swift boasts incredible performance. So incredible, that even the unsexxy stuff becomes sexxy. The unparalleled fuel-efficiency? Frugality has never been hotter thanks to the 1.2L DualJet engine. The direct-response steering? Just try to control yourself. Which you can, with unparalleled handling and precision.

**4.6** L/100km\*  
**FUEL ECONOMY**

\*ADR 81/02 results for manual transmission. \*\*ADR 81/02 results for automatic transmission. NEDC Fuel Consumption figures may not mimic real-life driving conditions and should be considered for comparison against other vehicles only.



### **ULTRA FUEL-EFFICIENT 1.2 DUALJET ENGINE**

The 1.2 DUALJET engine (K12D) features dual injectors at each cylinder for high thermal efficiency. Various advances also contribute to higher fuel efficiency—including a 13.0 compression ratio, electronic intake VVT (Variable Valve Timing) that can operate at a large range of crankshaft angles and immediately from low RPM, a variable capacity oil pump that can maintain low hydraulic pressure at low engine temperatures, and electronically controlled piston cooling jets that suppress cooling loss and knocking.





## **COMFORTABLE, SEXXY INTERIOR**

“Sexxy” and “comfortable” are unlikely bedfellows. Except when the Swift is involved, in which case they’re sharing one sexxy-comfortable bed. Sitting behind the wheel, the elegant lines and attention-to-detail offer an incredibly comfortable driving experience while the cylindrical gauges, cockpit-like centre console and sporty steering wheel give a feeling of confidence before you even start the engine.

Apple CarPlay® is a registered trademark of Apple Inc. Android Auto is a trademark of Google Inc.



Overseas model shown

## **XXXL, YET COMPACT**

Why do we keep spelling “sexxy” with all those extra Xs? Because the Suzuki Swift is so ridiculously extra—especially when it comes to space. It’s perfect for holding all your incredibly attractive belongings, including, most importantly, you.

Whether it’s a weekend away, a night on the town or a city shopping spree, the Swift gets you there and back in comfort and style.

## **CABIN AND LUGGAGE SPACE THAT EXPANDS THE WAY YOU HAVE FUN**

The Swift’s plentiful luggage space allows you to take more, and the split, fold-down rear seatbacks help you fit what you need. Ample head clearance is provided by low seating positions, and numerous easy-to-use storage spaces are a short reach away.



Glove box

Front cup holder x 2

USB port & accessory socket

Console box tray

Passenger-seatback pocket

Front door pocket

Rear cup holder

Rear door bottle holder



## SMART IS SEXXY

There's nothing more irresistible than intelligence, that's why the Swift has Suzuki Safety Support. With a host of smart features to assist you and make driving easier as well as safer, this is a car that lets you take on every journey with confidence. And confidence is sexxy.

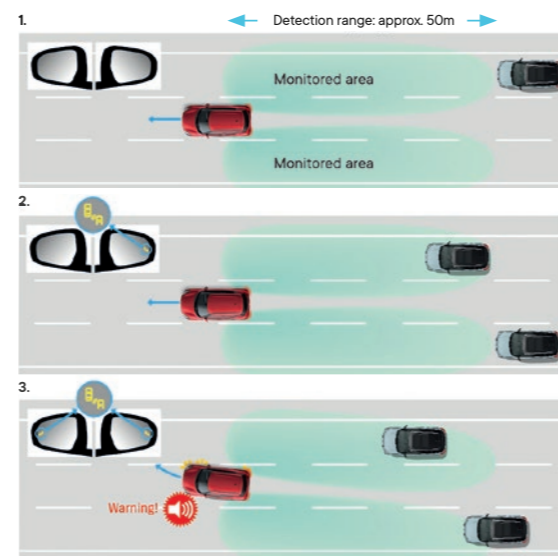
### REAR CROSS TRAFFIC ALERT\*

At speeds of up to 8 km/h whilst in reverse, the vehicle uses two rear mounted side radar sensors to assist the driver by alerting them of approaching vehicles on either side of the vehicle when reversing out of car parking spaces. If a vehicle is detected, the driver is given both a visual alert on the multi information display and a warning sound alert. This assists the driver to manoeuvre more safely out of parking spaces where vision is obscured on either or both sides of the vehicle.



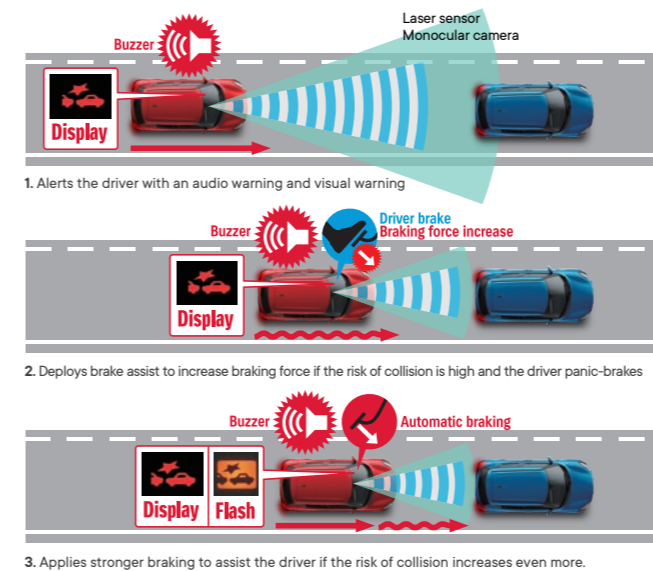
### BLIND SPOT MONITOR

Lane changing at speeds above 15 km/h is made safer by two rear mounted side radar sensors capable of detecting vehicles located in or approaching the rear blind spots on either side of the vehicle. When a vehicle is approaching or detected in a rear blind spot, a warning LED icon is illuminated in the relevant exterior mirror. If the driver indicates to change lanes, a flashing LED icon is accompanied by a warning sound alert.



### ADVANCED FORWARD DETECTION SYSTEM

An Advanced Forward Detection System uses the combination of a monocular camera, laser sensors and millimetre-wave radar to detect the distance from a forward vehicle, with the aim of helping the driver avoid a collision or helping to mitigate damage from a collision. The advanced forward detection system includes:

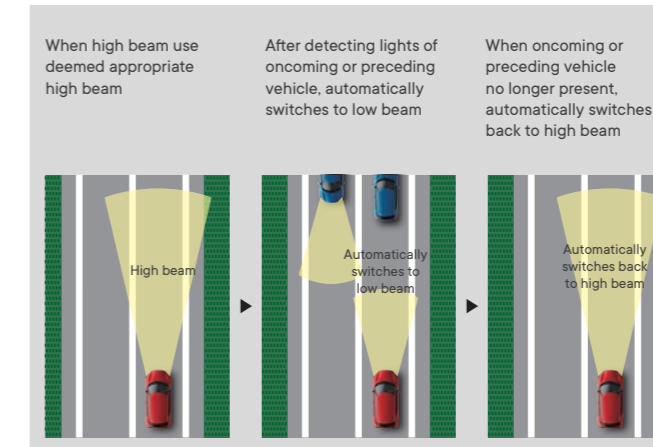


### AUTONOMOUS EMERGENCY BRAKING (AEB)\*\*

When moving, the Swift uses two sensors—a monocular camera and a laser sensor—to determine if there is a risk of collision with a forward vehicle or pedestrian.

### LANE DEPARTURE WARNING†

The Lane Departure Warning function is designed to predict the path of the vehicle and issues warnings to the driver.

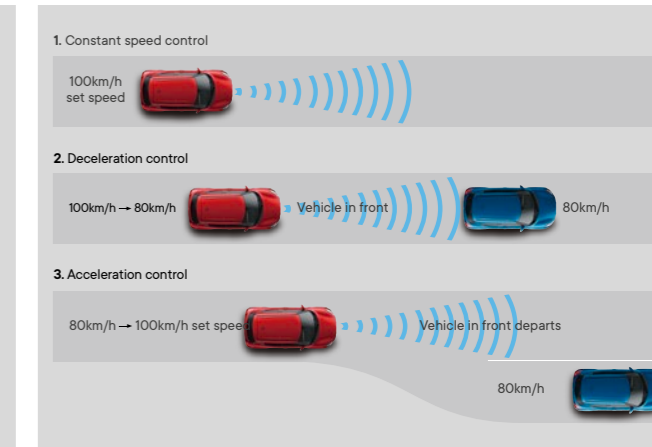
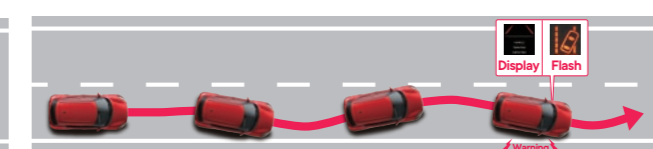


### HIGH BEAM ASSIST

High Beam Assist is designed to automatically switch the headlights between "High" and "Low."

### WEAVING ALERT†

The Weaving Alert is designed to calculate the driving pattern and if the vehicle is 'wandering' due to driver drowsiness etc.



### ADAPTIVE CRUISE CONTROL‡

When there is a vehicle in front, the Adaptive Cruise Control system uses millimetre-wave radar designed to gauge the distance to it and automatically maintains vehicle-to-vehicle distance in line with the setting selected out of three possible settings.



\*When the vehicle is equipped with both millimetre-wave radar and the combination of a monocular camera and laser sensor, the monocular camera and laser sensor govern the collision mitigation brakes and the millimetre-wave radar is used for the ACC function. \*\*AEB is designed to support the driver only in emergency situations. The driver remains responsible for the vehicle at all times. †The lane departure warning and weaving alert only function when the vehicle is moving at speeds of approximately 60km/h or higher. ‡Vehicle-to-vehicle distance varies depending on vehicle speed.





# SWIFT<sup>GL</sup>



# SWIFT<sup>GL PLUS</sup>



# SWIFT<sup>GLX TURBO</sup>



## SWIFT GL

- 1.2L Dualjet Engine
- 4.6L/100km fuel economy manual<sup>†</sup>
- 4.8L/100km fuel economy automatic<sup>†</sup>
- 5-speed manual transmission or automatic CVT transmission
- 7-inch multimedia touchscreen with satellite navigation, Apple CarPlay<sup>®</sup> and Android Auto<sup>™</sup>
- Bluetooth<sup>®</sup> & iPod<sup>®</sup> USB connectivity with steering wheel audio controls and voice control
- Reverse camera
- Digital speedometer
- 4 x speakers
- Cruise control
- D-shaped steering wheel
- Six airbags
- ESC, ABS, EBD, & BA
- 16" alloy wheels
- Daytime running lights
- Front fog lights
- Rear privacy glass

## SWIFT GL PLUS

adds the following features over Swift GL:

- Adaptive cruise control
- Autonomous emergency braking<sup>#</sup>
- Lane departure warning<sup>#</sup>
- Weaving alert<sup>#</sup>
- Blind spot monitoring
- Rear cross traffic alert
- Reverse parking sensors
- Heated door mirrors

## SWIFT GLX TURBO

adds the following features over Swift GL Plus:

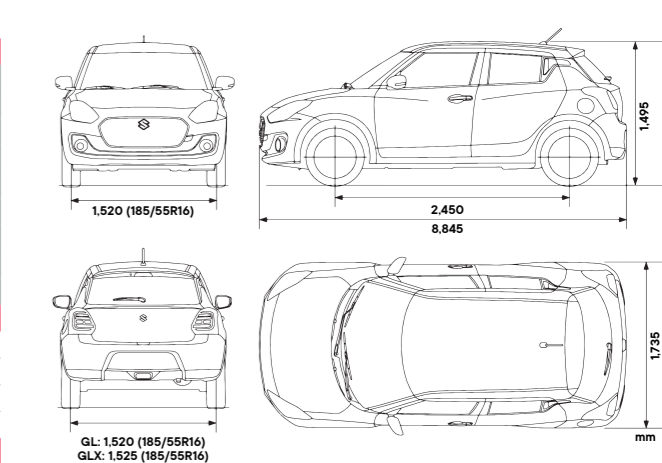
- BOOSTERJET turbo engine
- 5.1L/100km fuel economy<sup>†</sup>
- 6-speed automatic with paddle shifters
- Digital climate control
- Keyless entry and start system
- Digital climate control
- Keyless entry and start system
- 2 x tweeters
- 16" polished alloy wheels
- Automatic LED headlights
- Electronically folding door mirrors
- High beam assist

# SPECIFICATIONS

	Swift GL Manual	Swift GL Auto	Swift GL Plus	Swift GLX Turbo
<b>POWERTRAIN</b>				
Engine	1.2L Dualjet		1.0L Boosterjet Turbo	
Number of Cylinders	4		3	
Number of Valves	16		12	
Piston Displacement (cm <sup>3</sup> )	1,242		998	
Bore x Stroke (mm)	73.0 x 74.2		73.0 x 79.5	
Compression Ratio	12.5		10.0	
Maximum Output (kW/rpm)	66/6,000		82/5,500	
Maximum Torque (Nm/rpm)	120/4,400		160/1,500-4,000	
Fuel Distribution	Multipoint injection		Direct injection	
Fuel Tank Capacity (L)	37			
<b>DIMENSIONS</b>				
Overall Length (mm)	3,840			
Overall Width (mm)	1,735			
Overall Height (mm)	1,495			
Wheelbase (mm)	2,450			
Tread – Front (mm)	1,520 (185/55R16)			
Tread – Rear (mm)	1,525 (185/55R16)			
Minimum Turning Radius (m)	4.8			
Minimum Ground Clearance (mm)	120			
Seating Capacity	5			
Luggage Capacity (L)	Max. volume	918		
	Rear seatback folded	556		
	Rear seatback raised	242		
Kerb Weight (kg)	870	900	945	
Gross Vehicle Weight (kg)	1,365		1,380	
<b>TRANSMISSION</b>				
Type	5MT		CVT	6AT
Gear Ratio	1st	3.545	4.006 – 0.550 (LOW: 4.006 – 1.001, HIGH: 2.200 – 0.550)	4.666
	2nd	1.904		2.533
	3rd	1.240		1.555
	4th	0.914		1.135
	5th	0.717		0.859
	6th	–		0.685
	Reverse	3.272		3.771
Final Gear Ratio	4.294		3.757	3.501
<b>FUEL CONSUMPTION</b>				
Fuel Consumption (L/100km)	4.6 <sup>†</sup>		4.8 <sup>†</sup>	5.1 <sup>†</sup>
CO <sub>2</sub> Emissions (G/km)	110		119	
<b>CHASSIS</b>				
Steering	Rack & Pinion			
Brakes	Front	Ventilated disc		
	Rear	Drum, leading & trailing	Disc	
Suspension	Front	MacPherson strut with coil spring		
	Rear	Torsion beam with coil spring		

	Swift GL Manual	Swift GL Auto	Swift GL Plus	Swift GLX Turbo
<b>SAFETY</b>				
ABS with EBD function				Std
ESC				Std
Autonomous Emergency Braking <sup>†</sup>	–			Std
Lane Departure Warning <sup>†</sup>	–			Std
Weaving Alert <sup>†</sup>	–			Std
Blind spot monitor <sup>†</sup>	–			Std
Rear cross traffic alert <sup>†</sup>	–			Std
Reverse camera				Std
Reverse parking sensors	–			Std
<b>WHEELS</b>				
Tyres (Width/Profile)				185/55
Wheel Size	16"			
Wheel Type	Alloy			Polished Alloy
Spare	Space Saver			
<b>EXTERIOR</b>				
Front Grille	Black with chrome accent			
Outside Door Handles	Body Coloured			
Black-coloured A and B Pillars	Std			
Tailgate Opener	Electromagnetic			
<b>VISIBILITY</b>				
Headlamps	Halogen		LED Projector	
Headlamp leveling device	–		Automatic	
Automatic lamps	–		Std	
High Beam Assist	–		Std	
Front fog lamps	Std			
Daytime Running Lamps (DRLs)	Std			
Privacy glass	Std			
<b>Wipers:–</b>				
Front: speeds (low, high) + adjustable intermittent + washer				Std
Rear: 1 speed + intermittent + washer				
<b>Outside door mirrors:–</b>				
Body-coloured, electrically adjustable				Std
Heated	–			Std
With built-in turn signal, electronic folding	–			Std
<b>STEERING AND INSTRUMENT PANEL</b>				
<b>3-spoke steering wheel:–</b>				
Leather covered				Std
With audio controls				Std
With cruise control				Std
With speed limiter control				Std
With hands-free phone control				Std
Tilt-adjust				Std
Telescopic-adjust	–			Std
Information display	Segment Display		LCD	
Digital speedometer				Std
Digital clock				Std
Outside temperature display	–			Std

# DIMENSIONS



# COLOURS



<b>WARRANTY</b>  Enjoy peace of mind with 5 year / unlimited kilometre warranty <sup>†</sup> 	<b>SERVICE</b>  Suzuki Genuine Service program offers competitive pricing for your vehicle over 5 years or 100,000km. Service intervals every 12 months or 10,000km (turbo) / 15,000km (non-turbo) 	<b>ROADSIDE ASSISTANCE</b>  5 years Roadside Assistance <sup>™</sup> = 5 years of confidence. 	<b>SUZUKISECURE</b>  Suzukisecure <sup>™</sup> puts you in control when buying your new Suzuki, so you're set up for the future you want. 	<b>SUZUKI PREMIER MOTOR INSURANCE</b>  Comprehensive cover for your Suzuki vehicle, using Suzuki Genuine Parts and your choice of repairer. <sup>™</sup> 
--	---	---	---	--

<sup>†</sup>ADR 81/02 results for auto transmission. <sup>†</sup>ADR 81/02 results for turbo auto transmission. NEDC Fuel Consumption figures may not match real-life driving conditions and should be considered for comparison against other vehicles only. Apple CarPlay<sup>®</sup> is a registered trademark of Apple Inc. Android Auto is a trademark of Google Inc. <sup>†</sup>Additional cost of \$595 for premium/metallic paint. Colours and model variants shown are subject to stock availability. #AEB is designed to support the driver only in emergency situations. The driver remains responsible for the vehicle at all times. The lane departure warning and weaving alert only function when the vehicle is moving at speeds of approximately 60km/h or higher. <sup>†</sup>All new Suzuki vehicles include up to 5 years of Roadside Assistance. The Roadside Assistance program will re-new annually for a period up to 5 years conditional to customers returning to their Suzuki dealer for scheduled servicing and following the terms and conditions of Suzuki's Genuine Service Program for their vehicle. Further details of the program can be found here: <https://www.suzuki.com.au/owners/servicing> Further details of the Roadside Assistance program can be found here: <https://www.suzuki.com.au/owners/roadside> <sup>™</sup>Suzuki Premier Motor Insurance is issued by Allianz Australia Insurance Limited ABN 15 000 122 850. Policy terms, conditions, limits and exclusions apply. Before making a decision please consider the Product Disclosure Statement (PDS). The PDS and Target Market Determination are available by calling us on 1300 132 107 <sup>†</sup>Kilometre limits for commercial vehicles.

# CARFIGURATE THEM ALL



VITARA



IGNIS



JIMNY



SWIFT



S-CROSS

## CONFIGURE YOUR DREAM CAR WITH SUZUKI'S CARFIGURATOR

Nothing is better than video games. Except Suzukis.

Well, with *Setup: The Game*, you can have both at the same time.

And now all the Suzukis are unlocked, so all your favourite characters are fully playable and fully buyable.

You can now design your dream Vitara, Swift, Swift Sport, Ignis, Jimny or S-Cross. Rack up points. Pick up in-game achievements. Then buy your Suzuki creation and drive it in real life.

And the best part? It's free to play.

So what are you waiting for?

Pick your Suzuki. Make it your own. Then make it really your own. By buying it.



PLAY NOW



**SETUP**  
THE GAME

DREAM YOUR DREAM SUZUKI  
THEN BUY IT INTO REALITY.

**SUZUKI**  
FOR FUN'S SAKE



**FOR FUN'S SAKE**

