

# RENAULT MASTER



overseas model shown for illustration purpose only - local specifications may differ



overseas model shown for illustration purpose only - local specifications may differ

# a vehicle for everyone

Making the decisions that give the best outcomes for the least risk is what separates successful business owners from the rest. And that's what makes Renault Master an easy choice.

Master reasserts Renault's expertise in this field. The vehicle has been redesigned on both the inside and outside.

Available in 4 lengths, 3 heights and in both front and rear wheel drive, you'll have no trouble finding a Master to suit your business.



overseas model shown for illustration purpose only - local specifications may differ



MASTER

# a vehicle for everyone

Renault presents Renault Master and reasserts its expertise in the field. Master is instantly distinguished through a more dynamic front-end design featuring the signature C-shaped LED Daytime running lights.

Master meets the needs of professionals and will be your ideal partner in developing your business.



overseas model shown for illustration purpose only - local specifications may differ



## driving has never been as enjoyable

Open the driver's door and you'll find a spacious and functional cabin that's made to measure for commercial vehicle drivers. The dash includes plenty of handy storage compartments, and the passenger bench features a fold down centre seat with an integrated table that's made for a laptop or lunch. There's an overhead storage shelf for your paperwork.

The standard MediaNav system brings your navigation, phone and music together to ensure you arrive in the right place, at the right time, and in the right frame of mind!

## easy and secure loading

Master gives priority to practicality and efficiency. The rear doors can be opened 270°, and the very low loading height makes it easier to load cumbersome items. Anchorage points secure the goods, and conveniently placed handles on the insides of the sliding doors save you effort in loading and unloading from the rear area. With its wide rear and side openings and optimum load volume (from 8 m<sup>3</sup> to 17 m<sup>3</sup> depending on the wheelbase chosen), Master adapts to the needs of all users.





overseas model shown for illustration purpose only - local specifications may differ



# our profession, adapting to yours

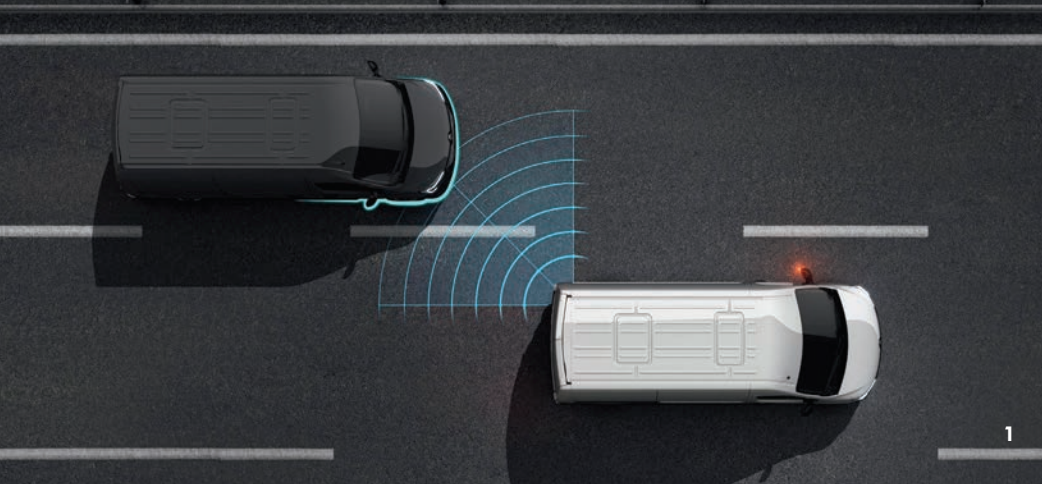
Master is the ultimate work vehicle. With plenty of storage and clever, practical features, it's your ideal mobile office.



overseas model shown for illustration purpose only - local specifications may differ



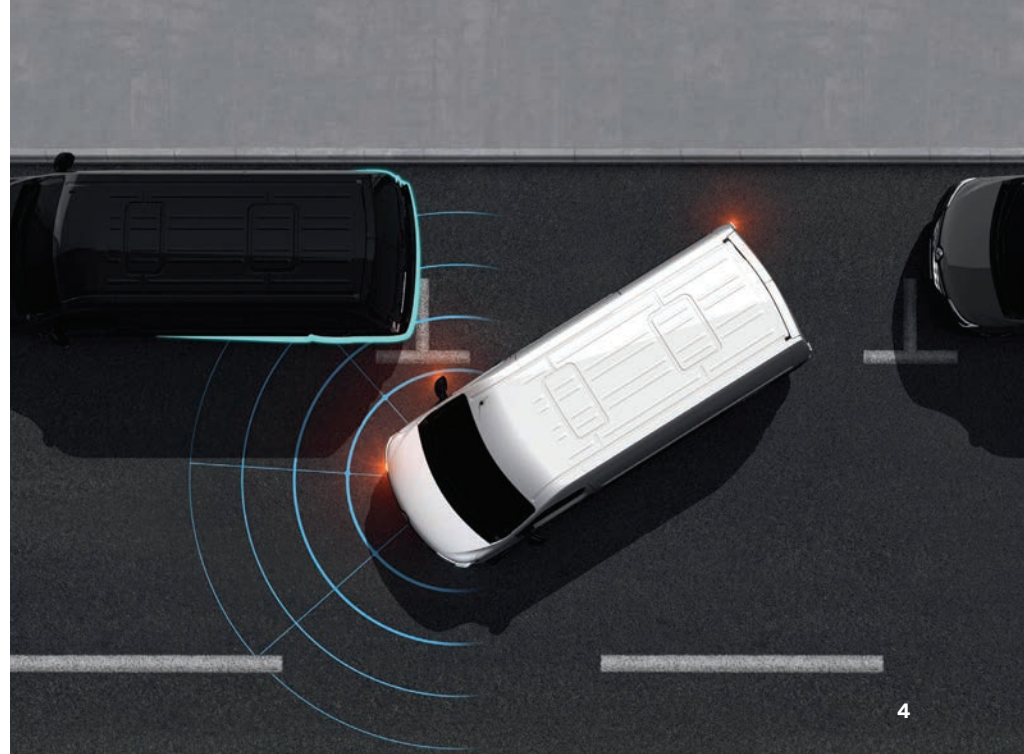
overseas model shown for illustration purpose only - local specifications may differ



## performance and safety

1. **blindspot monitoring\***: Safely change lanes with the help of the Blind Spot Monitoring System.
2. **high-beam assist\***: Automatically dips the high beams when there is an oncoming vehicle. Once the vehicle has safely passed, the Master will automatically reactivate the high beams.
3. **hill start assist**: Prevent any unnecessary roll back of the vehicle with Hill Start Assist.


overseas model shown for illustration purpose only - local specifications may differ  
\*optional as part of the convenience pack on manual transmission versions only




- 4. front parking sensors\***: With the front parking sensors, you'll be able to safely manoeuvre out of even the tightest of spaces.
- 5. rear parking sensors**: Fitted standard on the manual versions, the rear parking sensors will alert you to anything behind you so you can reverse with confidence.

**rear view camera**: You can handle any parking space with ease and reverse safely and confidently.





1



2

## front or rear-wheel drive?

1. **Master Van front-wheel drive.** Excellent driving comfort, low loading height and fuel economy.

Does your business involve the transport of heavy, cumbersome and/or fragile loads? Master has two technical choices to meet your requirements: a front-wheel drive version and a rear-wheel drive version. Which to choose? Each offers unrivalled road handling and has its own advantages.

2. **Master Van rear-wheel drive.** High payloads and enhanced traction.

Master Front-Wheel Drive\* and its 3 different lengths is perfect for payload and road transport. But if you're looking for traction as a priority, choose Master Rear-Wheel Drive, capable of transporting the heaviest loads on the rear axle and towing a trailer up to 3t\*\*. After all, what better than to have a choice?

\*\*3t towing on RWD variants

# a van for every business

There's no such thing as a "one-size-fits-all" van, and that's why Master comes with cargo volumes of 8 to 17 cubic meters, front or rear wheel drive powertrains and payloads of 1.6 to 2.2 tonnes.

1. front-wheel drive panel van.
2. rear-wheel drive panel van.



1



2



overseas model shown for illustration purpose only - local specifications may differ



# colour palette



Mineral White (S)



Urban Grey (S)



Star Grey (M)



Pearlescent Black (M)



Persian Blue (S)



Tempest Blue (M)



Carmen Red (S)

S : Solid paint  
M : Metallic  
photos not contractually binding.  
overseas models shown.



# ambience



## Pro

### safety & security

- Anti-Lock Braking System (ABS)
- Electronic Brake Force Distribution (EBD)
- Emergency Brake Assist (EBA)
- Electronic Stability Control (ESC)
- grip x-tend
- hill start assist
- rear parking sensors\* and rear view camera
- 3-point seat belts w/ pre-tensioner and driver height adjustment
- driver seat belt warning
- driver & passenger front airbags
- driver side airbags
- auto door lock when driving
- 2-button foldable key
- remote central locking
- one-touch door locking
- engine immobiliser
- halogen headlights
- front LED daytime running lights
- automatic dusk sensing headlights
- automatic rain sensing wipers

- manual height adjustable headlights
- rear fog lights
- variable speed windscreen wipers
- cruise control & speed limiter
- brake pad wear indicator

### interior features

- dark cloth seat upholstery
- day/night rear view mirror
- height, reach & lumbar adjustable driver's seat w/ armrest
- dual passenger bench seat w/ fold down centre seat & seat back table
- front head rests x 3 (2 height adjustable)
- power steering
- height adjustable steering column
- wide view mirror
- overhead storage shelf
- 3 large dashboard storage compartments
- 5 x cup holders (dash x 2, console x 1, seat back x 2)
- drink bottle door storage x2

- electric front windows w/ driver one-touch control
- manual air conditioning w/ pollen filter
- rear window demister
- coat hooks x2
- digital clock w/ air temperature display

### exterior features

- body side protection mouldings
- integrated front bumper step
- left sliding door - unglazed
- front & rear mud flaps
- 16' steel wheel with small hub caps
- spare wheel (under body)
- electric adjustable door mirrors w/ wide angle blind spot mirror

### cargo area

- interior cargo bay light
- 12V aux power outlet
- steel bulkhead - glazed
- cargo tie downs

### options

- **trade pack (FWD)**
  - wooden floor
  - full height timber wall lining
  - rear step (std on RWD)
  - LED ceiling lights
- **trade pack (RWD)**
  - wooden floor
  - full height timber wall lining
  - LED ceiling lights
- **business pack**
  - fog lights
  - hands free key card
  - chrome interior & exterior trims
- **convenience pack (manual transmission only)**
  - auto high/low beam
  - lane departure warning
  - blind spot warning
  - front parking sensors

\* MT only

# layout diagrams

## closed transport

You have a wide range of different needs, which can be met by the wide range of interior fittings and length x height combinations of Renault Master, with a load volume of from 8 m<sup>3</sup> to 17 m<sup>3</sup>.



front-wheel drive panel van




rear-wheel drive panel van

## dimensions


Dimensions (mm)								
Model	SWB FWD MT Pro	SWB FWD AT Pro	MWB FWD MT Pro	MWB FWD AT Pro	LWB FWD MT Pro	LWB FWD AT Pro	LWB RWD MT Pro	ELWB RWD MT Pro
Wheelbase	3,182		3,682		4,332		3,682	4,332
Front Track				1,750				
Rear Track			1,730				1,612	
Overall Height (Unladen)	2,310		2,499		2,488		2,549	2,808
Overall Width (excl. Standard Door Mirrors)				2,070				
Overall Width (excl. Standard Door Mirrors)				2,470				
Overall Length	5,075		5,575			6,225		6,875
Maximum Cargo Bay Length	2,583		3,083			3,733		4,383
Maximum Cargo Bay Width				1,765				
Cargo Bay Width Between Wheel Arches			1,380				1,080	
Maximum Cargo Bay Height	1,700			1,894			1,798	2,048
Front Overhang				869				
Rear Overhang			1,024				1,674	
Loading Sill Height (Laden/Unladen)	Min: 550 / Max: 564		Min: 548 / Max: 562		Min: 543 / Max: 557		Min: 706 / Max: 724	Min: 706 / Max: 724
Minimum Ground Clearance	218			214			213	214
Width of Sliding Door(s)	1050				1270			
Height of Sliding Door(s)	1,581			1,780			1,684	
Rear Door Width				1,580				
Rear Door Height	1,627			1,820			1,724	

# dimensions

## front-wheel drive panel van



## rear-wheel drive panel van



previous Master model depicted



overseas model shown for illustration purpose only - local specifications may differ

# options

- 1. interior cargo lining:** With high quality interior wood lining, the cargo area of your van will be protected from the constant loading and un-loading.
- 2. fog lights:** With fog-lights, you'll be even more present on the roads.
- 3. LED lighting:** Make loading and un-loading at night even easier with LED interior lighting.
- 4. smart rear view mirror:** The smart mirror displays permanently so you can see what is going on behind you, and improves visibility and safety at all times.



# genuine accessories



- 1. smartphone support
- 2. safety & first aid kit
- 3. carpet floor mats - front
- 4. alarm



previous Master model depicted

**5 & 6. security mesh**

- 7. accessory wall kit:** The accessory wall kit comes in specially cut sheets that ensure a perfect fit made in Birch plywood wall panelling with a Polypropylene coating which is pre-cut and drilled. The flooring also comes in specially cut sheets that ensure a perfect fit, which helps move the load easily into and out of the van. The flooring is made from a hardwood form ply with a non-slip surface for additional stability of the load during transport. It is hard wearing and has an oil and water resistant film coating. (the wall and flooring kits are sold separately).





# high-performance and more efficient engines

## **"Twin Turbo" technology**

It enables a diesel engine\* to combine torque at low speeds and high power with immediate benefit to driving pleasure. It incorporates two standard-mounted turbochargers:

- the first turbo provides high torque from low speeds to give you greater responsiveness when pulling away and restarting;
- the second turbo takes over at higher speeds, letting you use more power without running out of steam for smooth, steady, linear acceleration.

\*Twin turbo engine is available on MT variants only



# technical specifications

Model	SWB FWD 120kW MT	SWB FWD 110kW AT	MWB FWD 120kW MT	MWB FWD 110kW AT	LWB FWD 120kW MT	LWB FWD 110kW AT	LWB RWD 120kW MT	ELWB RWD 120kW MT
Seating Capacity	3							
<b>Engine &amp; Transmission</b>								
Type	2.3L Diesel							
Capacity (cc)	2,299							
Number of Cylinders/Valves	4 / 16							
Bore x Stroke (mm)	85 x 101.3							
Maximum Power (kW @ rpm)	120 @ 3500	110 @ 3500	120 @ 3500	110 @ 3500	120 @ 3500	110 @ 3500	120 @ 3500	
Maximum Torque (Nm @ rpm)	360 @ 1500	350 @ 1500	360 @ 1500	350 @ 1500	360 @ 1500	350 @ 1500	360 @ 1500	
Fuel Type	Diesel							
Fuel Injection Type	Twin-Turbo & Intercooled Direct Injection Diesel	Turbocharged & Intercooled Direct Injection Diesel	Twin-Turbo & Intercooled Direct Injection Diesel	Turbocharged & Intercooled Direct Injection Diesel	Twin-Turbo & Intercooled Direct Injection Diesel	Turbocharged & Intercooled Direct Injection Diesel	Twin-Turbo & Intercooled Direct Injection Diesel	
Type	6 Speed Manual / 6 Speed Automated Manual							
Driven Wheels	Front						Rear	
Speeds at 1000 rpm in:	1st gear	6.75						5.93
	2nd gear	12.64						11.5
	3rd gear	20.36						17.1
	4th gear	28.95						23.36
	5th gear	37.36						30.55
	6th gear	40.34						38.22
<b>Braking, suspension &amp; steering</b>								
Front Braking System (Diameter x Thickness -mm)	302 x 28 Disc							
Rear Braking System (Diameter x Thickness - mm)	305 x 12 Disc			302 x 18 Disc			302 x 18 Disc	
Turning Circle - Kerb to Kerb (M)	12		13.6			15.7		
Turns Lock-to-Lock	3.8							
<b>Wheels &amp; Tyres</b>								
Wheel Diameter (inches)	6.5 J16			5.5 J16			5.5 J16	
Tyres (Front)	225/65 R16 (Single)						195/75 R16 (Single)	
Tyres (Rear)	225/65 R16 (Single)						195/75 R16 (Dual)	
<b>Fuel consumption ^</b>								
Emission standard	Euro 5							
Fuel Tank (litres)	100							
<b>Weights (kg)</b>								
Kerb weight (kg)	1823		1887			1977		2253 2363
Gross vehicle mass (kg)	3510			4495			2132	
Payload (kg)	1687		1623			1533		2242
Front axle load (max - kg)	1850							
Rear axle load (max - kg)	2100						3200	
Maximum towing weight, braked (kg)	2500							
Maximum towing weight, unbraked (kg)	750						3000	
Maximum towing weight, download (kg)	200							
<b>Volume m³</b>								
Cargo Bay Load Volume	8		10.8			13		12.4 17



Model	SWB FWD 120kW MT	SWB FWD 110kW AT	MWB FWD 120kW MT	MWB FWD 110kW AT	LWB FWD 120kW MT	LWB FWD 110kW AT	LWB RWD 120kW MT	ELWB RWD 120kW MT
Drink bottle door storage x2	●	●	●	●	●	●	●	●
Electric front windows	●	●	●	●	●	●	●	●
Start&Stop (idle stop - programmable)	●	-	●	-	●	-	●	●
ECO mode	●	-	●	-	●	-	●	●
ESM (Energy Smart Management)	●	●	●	●	●	●	●	●
Eaton® automatic differential lock	-	-	-	-	-	-	○	○
Gear shift indicator	●	●	●	●	●	●	●	●
<b>COMFORT</b>								
Height, reach & lumbar adjustable driver's seat w/ armrest	●	●	●	●	●	●	●	●
Isringhausen® Driver's suspension seat (n/a w/ driver side airbag)	○	○	○	○	○	○	○	○
Dual passenger bench seat w/ fold down centre seat & seat back table	●	●	●	●	●	●	●	●
Power steering	●	●	●	●	●	●	●	●
Height adjustable steering column	●	●	●	●	●	●	●	●
Height, reach & lumbar adjustable single passenger seat w/ side airbag	○	○	○	○	○	○	○	○
Front head rests x 3 (2 height adjustable)	●	●	●	●	●	●	●	●
Manual air conditioning w/ pollen filter	●	●	●	●	●	●	●	●
<b>INTERIOR STYLING</b>								
Two-tone grey cloth upholstery	●	●	●	●	●	●	●	●
Premium dashboard with chrome trims	○pack	○pack	○pack	○pack	○pack	○pack	○pack	○pack
<b>EXTERIOR STYLING</b>								
Wheel diameter (inches)	6.5 J16	6.5 J16	6.5 J16	6.5 J16	6.5 J16	6.5 J16	5.5 J16	5.5 J16
Tyres	225/65 R16 (SINGLE)	225/65 R16 (SINGLE)	225/65 R16 (SINGLE)	225/65 R16 (SINGLE)	225/65 R16 (SINGLE)	225/65 R16 (SINGLE)		
Tyres (Front)							195/75 R16 (SINGLE)	195/75 R16 (SINGLE)
Tyres (Rear)							195/75 R16 (DUAL)	195/75 R16 (DUAL)
Tinted windows	●	●	●	●	●	●	●	●
Halogen headlights	●	●	●	●	●	●	●	●
Front LED daytime running lights	●	●	●	●	●	●	●	●
Body side protection mouldings	●	●	●	●	●	●	●	●
Integrated front bumper step	●	●	●	●	●	●	●	●
Integrated rear bumper step	○pack	○pack	○pack	○pack	○pack	○pack	●	●
Left sliding door - unglazed	●	●	●	●	●	●	●	●
Right & left sliding doors - unglazed	○	○	○	○	○	○	○	○
Left sliding door, right panel - glazed	○	○	○	○	○	○	○	○
Rear 180 barn doors - glazed	●	●	-	-	-	-	-	-
Rear 270 barn doors - glazed	-	-	●	●	●	●	●	●
Front & rear mud flaps	●	●	●	●	●	●	●	●
16' steel wheel - with small hub caps	●	●	●	●	●	●	●	●
Spare wheel (under body)	●	●	●	●	●	●	●	●
Exterior chrome trims	○pack	○pack	○pack	○pack	○pack	○pack	○pack	○pack
Electric adjustable door mirrors w/ wide angle blind spot mirror	●	●	●	●	●	●	●	●

● = Standard; ○ = Factory Option; - = Not available  
features and specifications are subject to change without notice.

# product features

Model	SWB FWD 120kW MT	SWB FWD 110kW AT	MWB FWD 120kW MT	MWB FWD 110kW AT	LWB FWD 120kW MT	LWB FWD 110kW AT	LWB RWD 120kW MT	ELWB RWD 120kW MT
<b>CARGO AREA</b>								
Mid-height wooden cargo bay lining	-	-	●	●	●	●	●	●
Full height wooden protection lining	o pack	o pack	o pack	o pack	o pack	o pack	o pack	o pack
Anti slip timber floor	o pack	o pack	o pack	o pack	o pack	o pack	o pack	o pack
Interior cargo bay light	●	●	●	●	●	●	●	●
LED cargo bay lighting	o pack	o pack	o pack	o pack	o pack	o pack	o pack	o pack
12V Aux power outlet	●	●	●	●	●	●	●	●
Steel bulkhead - glazed	●	●	●	●	●	●	●	●
Cargo tie downs	●	●	●	●	●	●	●	●
Grab handle at all entrances	●	●	●	●	●	●	●	●
<b>OPTIONS</b>								
<b>Trade Pack</b>								
- Timber floor w/ anti slip finish	o pack	o pack	o pack	o pack	o pack	o pack	o pack	o pack
- Full height ply side protection lining								
- LED cargo bay lighting								
<b>Business Pack</b>								
- Premium dashboard with chrome trims	o pack	o pack	o pack	o pack	o pack	o pack	o pack	o pack
- Exterior chrome trims								
- Front fog lights								
- Hands-free entry system								
<b>Convenience Pack</b>								
- Blind Spot Warning	o pack	-	o pack	-	o pack	-	o pack	o pack
- Lane Departure Warning								
- Automatic high/low beam function								
<b>Single Options</b>								
Left & Right Sliding doors - Glazed (N/A with Trade Pack)	o	o	o	o	o	o	o	o
Right sliding door	o	o	o	o	o	o	o	o
Isringhausen® Driver suspension seat - no driver side airbag (N/A with single passenger seat)	o	o	o	o	o	o	o	o
Single passenger seat - dual side airbags (N/A with driver suspension seat)	o	o	o	o	o	o	o	o
Differential lock (RWD only)	-	-	-	-	-	-	o	o
Smart rear view mirror (implies barn doors)	o	o	o	o	o	o	o	o
<b>WARRANTY</b>								
5 Years / 200,000 km	●	●	●	●	●	●	●	●

● = Standard; o = Factory Option; - = Not available  
features and specifications are subject to change without notice

# services

## renault at your side

When you choose a Renault Commercial Vehicle, you enjoy years of worry-free motoring, backed by a trusted and reliable brand.



**5 YEAR**  
**EASY LIFE**  
**OWNERSHIP**

- 5 Year / 200,000 km Warranty
- 5 Year Roadside Assist
- 5 Capped Price Services

\*Conditions apply

### **Comprehensive Warranty**

With over 100 years of Commercial Vehicle history, our experience is reflected in the design, performance and quality of every vehicle we sell. We're so confident of the quality in your Renault Master, we back it with a 5 Years / 200,000 km Warranty.

### **24/7 Roadside Assistance**

In the unlikely event you breakdown, you're backed by Renault's 24/7 Roadside Assistance for up to 5 years from your initial purchase. Simply call 1800 009 008 and we'll provide the support you need. Available 24/7, 365 day a year, all across Australia.

### **Capped Price Servicing**

For easy budgeting, enjoy Capped Price Services for the first 5 scheduled maintenance services. Plus, to minimise disruption to your business, authorised Renault dealers also have low-cost loan vehicles available to use. Authorised Renault Dealers have Registered Renault Factory Trained Technicians (COTECHs) and only use genuine Renault parts, equipment and tools specially designed for your Renault. There is also a 1 year parts and labour guarantee on all repairs. With a clear, simple and transparent pricing structure for all servicing, Renault provide reassurance, when you need it most. .



renault pro+



## service + expertise + convenience

**Renault Pro+ Dealer** staff are dedicated to providing you with the highest level of personal service to help you find the best vehicle solution for your business.

They have specialist training and are enthusiastic about using their expert knowledge of the Renault commercial range to find the vehicle that is right for you at an affordable price.


Pro+ Dealers provide a wide range of extra services to business customers to keep you mobile and productive. When you visit a Renault Pro+ Dealer you can expect service that is designed to let you focus on your No.1 priority – your business.

# the specialised renauld pro+ network




overseas model shown for illustration purpose only - local specifications may differ

**Pro+ Dealers have to meet extra standards to be eligible to become commercial vehicle specialists within the Renault network.**



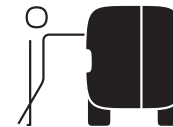
### **Specialists at your service**

Highly trained salespeople and service advisors with the extra skills required to sell and service commercial vehicles.



### **Decisions made easier**

With more vehicles available, including conversions, choosing the right vehicle for your business is easy at a Renault Pro+ Dealer.



### **Your mobility guaranteed**

A range of extra services to keep you mobile - extended workshop hours, on-site pick up and delivery, free service loan vehicles and more.



## For more information visit [renault.com.au](http://renault.com.au)

For more information, call 1800 009 008 or visit [www.renault.com.au](http://www.renault.com.au). Details are correct at the time of publication and are subject to change. Vehicles depicted in this brochure are overseas models and are shown for illustration purposes only; Australian vehicles may differ in features, specifications, equipment, accessories and/or colour. RVDA Pty Ltd reserves the right to discontinue or change its models at its discretion and without prior notice, including features, specifications, equipment, accessories available and colour. The colours in the photographs may vary from actual colours. Please consult your Renault dealer for the latest information on models, features, specifications, prices, options and availability. Publication date - January 2023. RVDA Pty Ltd, 2A Hill Road, Lidcombe NSW 2141.

Renault recommends  Castrol

