

eDELIVER9

VAN & CAB CHASSIS



SPECIFICATIONS SHEET

LDV is a division of SAIC Motor, which is a Fortune Global 500 company and the 8th largest automotive company in the world¹. SAIC Motor sells over 5 million vehicles annually and has joint ventures with Volkswagen and General Motors. In 2009 SAIC Motor acquired the commercial vehicles division of British Motor Corporation which included LDV.

1. 2021 Fortune Global 500.



**BRING
IT ON.**

LDV eDELIVER 9 – TECHNICAL SPECIFICATIONS

| Long Wheel Base (Mid Roof) | Long Wheel Base (High Roof) | Cab Chassis |
|----------------------------|-----------------------------|-------------|
|----------------------------|-----------------------------|-------------|

Engine

| | | | |
|---------------------------------|------------------------------------|------|----|
| Type | Permanent magnet synchronous motor | | |
| Drive | Front wheel drive | | |
| Maximum Power | 150kW | | |
| Maximum Torque | 310Nm | | |
| Maximum Speed | 90km/h | | |
| Electricity Consumption (Wh/km) | 33.9 | 34.5 | NA |
| Modes | Normal, eco and power | | |

Battery

| | | | |
|--|------------------------------|-----|---------------------------|
| Type | Lithium Iron Phosphate (LFP) | | |
| Capacity | 88.55kW | | 65kW |
| Maximum Range (km) (WLTP) ² | 280 | 275 | 150 with large box fitted |

On Board AC Charger

| | | | |
|---|--------------|--------------|---------------|
| Type | Type 2 | | |
| Maximum Charging Capacity (kW) | 11 | 11 | 11 |
| Standard Charging Time (5-100%) Single Phase (hours) ³ | 12 (approx.) | 12 (approx.) | 11 (approx.) |
| Standard Charging Time (5-100%) Three Phase (hours) ³ | 8 (approx.) | 8 (approx.) | 6.5 (approx.) |

On Board DC Charger

| | | | |
|--|------------------|----|------------------|
| Charging Capacity (kW) | 80 | 80 | 80 |
| Standard Charging Time (20-80%) ³ | 45 min (approx.) | | 36 min (approx.) |

On Board Emergency Domestic Charger

| | | | |
|-----------------|------------|--|--|
| Output Capacity | 10amp, 2kW | | |
| Charging Plug | 3-Pin AC | | |

Steering & Handling

| | | | |
|--------------------|---|--|--|
| Steering | Electric Power Steering | | |
| Suspension (Front) | Cotech suspension and steering tuning – Macpherson struts | | |
| Suspension (Rear) | Taper leaf springs with gas filled shock absorbers | | |
| Wheels | 16" alloy wheels with full size spare | | |
| Tyres | 215/75R16C tyres | | |

LDV eDELIVER 9



Dimensions

| | Long Wheel Base (Mid Roof) | Long Wheel Base (High Roof) | Cab Chassis |
|-------------------------------------|----------------------------|-----------------------------|-------------|
| Length – excluding rear camera (mm) | 5940 | 5940 | 6680 |
| Width (mm) | 2062 | 2062 | 2052 |
| Height – excluding rear camera (mm) | 2545 | 2765 | 2315 |
| Wheel base (mm) | 3760 | 3760 | 4048 |
| Turning circle (m) | 14.8 | 14.8 | 15.8 |
| Cargo area length (mm) | 3413 | 3413 | NA |
| Cargo area width (mm) | 1800 | 1800 | NA |
| Cargo area height (mm) | 1802 | 2019 | NA |
| Width between wheel arches (mm) | 1366 | 1366 | 2094 |
| Rear door opening width (mm) | 1570 | 1570 | NA |
| Rear door opening height (mm) | 1656 | 1864 | NA |
| Side door opening width (mm) | 1269 | 1269 | NA |
| Side door opening height (mm) | 1570 | 1570 | NA |
| Gross vehicle mass (kg) | 4050 | 4050 | 4050 |
| Front axle capacity (kg) | 1950 | 1950 | 1950 |
| Rear axle capacity (kg) | 2300 | 2300 | 2350 |
| Payload (kg) ⁶ | 1410 | 1350 | 1960 |
| Tare weight (kg) ⁶ | 2640 | 2700 | 2090 |
| Braked towing capacity (kg) | 1500 | 1500 | 1200 |
| Unbraked towing capacity (kg) | 750 | 750 | 750 |
| Cargo volume (m ³) | 10.97 | 12.33 | NA |

Disclaimers:

- Range figure is based on WLTP (Worldwide Harmonized Light Vehicle Test Procedure) static laboratory combined average city and highway cycle test. Figures stated for the purposes of comparison amongst vehicles tested to the same technical procedures only. Actual real world driving results will vary depending on a combination of driving style, type of journey, vehicle configuration, battery age and condition, use of vehicle features (such as heating and air conditioning), as well as operating, environmental and climate conditions. The rated range displayed on the Energy Consumption label affixed to the car is calculated according to the ADR 81/02 NEDC based standard as defined by UNECE R101/01 (rather than the WLTP), so the range displayed on the label is different to that shown here.
- Charging times may vary based on factors including but not limited to charger type and condition, battery temperature, electricity supply, auxiliary consumables (e.g. air-conditioning) and environmental conditions. The time taken for successive rapid charging can take longer if the battery temperature activates the battery safeguarding technology.

LDV eDELIVER 9 – STANDARD EQUIPMENT

LDV eDELIVER 9

Brakes

Front: Ventilated front disc brakes, 308mm with twin piston calliper

Rear: Solid rear disc brakes, 304mm with single piston calliper, rear disc middle drum handbrake

Safety and Security Features⁵

Anti Skid Braking System (ABS)

Electronic Stability Control (ESC)

Electronic Brake Force Distribution (EBD)

Brake Assist System (BAS)

Hill Hold Assist (HHA)

Autonomous Emergency Braking (AEB)

Adaptive Cruise Control (ACC)

Lane Departure Warning (LDW)

Driver and passenger front airbags

Driver and passenger side airbags

Double curtain airbag (first row)

Front and rear parking sensors (Van)

Front parking sensors (Cab Chassis)

Remote Central Locking

Wide view rear overhead camera⁴

Tyre Pressure Monitoring System (Front only on Cab Chassis)

Cargo Area

Non slip entry steps – side and rear⁴

Sturdy tie-down points (8)⁴

Heavy duty, non-slip hard rubber flooring⁴

LED illuminated rear cargo lighting⁴

External Features

Power and electric heated side mirrors with turn signals

Single passenger's side sliding door⁴

236 degree rear barn doors⁴

Integrated rear step⁴

Front and rear fog lights

Interior Features

Air conditioning (front)

Multifunction steering wheel

Power windows (front)

4.2 inch LCD instrument cluster

FM/AM/DAB MP5 Player

8 way adjustable driver's seat with fold down armrest

Bench seat for two passengers

Built in under seat storage

Fold down middle passenger seat back with cup and laptop holder

Overhead storage compartments

Driver and passenger deep door pockets

Two USB ports

Apple CarPlay®

Bluetooth

10.1 inch touch screen entertainment system


Warranty/Roadside Assist⁷

New Vehicle Warranty – 5 Year/160,000km (whichever occurs first)⁷


Roadside Assist – 5 Year/Unlimited km (whichever occurs first)⁷

Battery Warranty – 8 Year/160,000km (whichever occurs first)⁷

Exterior Colours




Blanc White



Mica Blue

Interior Colour



Grey Cloth

Disclaimers:

4. Available on van models only.
5. Safety technologies operate within system parameters and may not operate, or may not operate optimally, under certain conditions. Safety technologies are not a substitute for the driver's control over the vehicle. The driver remains responsible for the vehicle.
6. Payload and tare weight figures are based on vehicle certification. It is the driver's responsibility to ensure: weight of fully loaded vehicles do not exceed GVM; front and rear axle load limits are not individually exceeded; the combined weight of the fully loaded vehicle (including tow ball download when towing) and trailer does not exceed the GCM; compliance to State and Territory towing regulations. Payload is the combined value of occupants, luggage, cargo, added options, accessories and tow ball download (when towing). Tare weight includes the vehicle with a full tank of fuel and all standard equipment excluding occupants. Additional weights of optional features, occupants, luggage, cargo, accessories and tow ball download (when towing) must be taken into account when calculating payload and tare weight. When a genuine tow bar and wiring are fitted, blind spot monitoring will be disabled.
7. Subject to terms, conditions and exclusions on ldvautomotive.com.au

All information in this document is correct at time of publication however variations may occur from time to time and Ateco Automotive Pty Ltd insofar as is permitted by law to do so, shall not be liable in any way as a result of any reliance by any person on anything contained in this document.



Find your nearest dealer at ldvautomotive.com.au
to arrange a quote or book a test-drive.

Ateco Automotive Pty Ltd ABN 34 000 486 706

All the information in this document is correct at time of publication however variations may occur from time to time and Ateco Automotive Pty Ltd insofar as is permitted by law to do so shall not be liable in any way as a result of any reliance by any person on anything contained in this document.



LDV

ldvautomotive.com.au

Ateco Automotive ABN 34 000 486 706

February 2023 / 13541 / LDV0188