

Mustang Mach-E

2023.75MY



Ford

Freedom feels electric

Combining the freedom, performance and iconic character of the classic Mustang sports car, the **Mustang Mach-E** is Ford's most exhilarating all-electric vehicle ever.





Designed to thrill

From its silhouette to the iconic pony badge, the all-electric Mach-E is unmistakably Mustang, with the performance to match. Only now, there's enough room for the whole family.

Light the way

Outside, Mustang's famous puddle lamps will project the pony emblem at your feet. While inside, Premium and GT have multi-colour ambient lighting¹, so you can match the lighting to your mood.



Mach-E GT shown.



Space where you need it

Whether packing for an adventure or loading the weekly shop, Mach-E offers a practical and flexible load space in both the front and rear of the vehicle.

Mach-E GT shown.



Flexible boot space



Panoramic glass roof



134 litre frunk (front trunk)



Immersive technology

15.5-inch centre screen


Access all connectivity and vehicle information through the huge, portrait-oriented touch screen, with smartphone-like pinch, zoom and swipe functionality.

Feel the E-Force

Mach-E models range from the rear-wheel drive **Select** and **Premium**, to the all-wheel drive thoroughbred **GT**. Get behind the wheel to discover the drive modes, one pedal drive, and, on GT models, the **MagneRide®** adaptive suspension system.



Choose from three drive experiences – **Active, Whisper or Untame** – and your **Mach-E** will adjust the interior sound, lighting (on **Premium** and **GT**) and driving dynamics to your style. With the added benefit of the one pedal drive functionality² your journey has never been more dynamic.



Premium B&O³ Sound System with 10 Speakers including Subwoofer



10.2 inch cluster

Mustang Mach-E Select

Mach-E Select features purposefully aerodynamic styling; active grille shutters open and close to maintain optimal thermal performance, whilst the 19-inch alloy wheels feature aero covers to reduce aerodynamic drag.



Heated to your liking

Mach-E Select is fitted with a heated steering wheel and Sensico® artificial leather seats for ultimate driving comfort. What's more, the front seats are also heated and eight-way powered.

| 470km Range (WLTP)⁴

| 198kW / 430Nm Power & Torque

| RWD Drivetrain

| Lithium Iron Phosphate (LFP) Battery

Mustang Mach-E Premium

With a 600km driving range (WLTP)⁴, Mach-E Premium is the perfect accomplice for your memory-making road trips.



Signature Headlamps

Like its Mustang relative, Mach-E Premium gets glare-free LED projector headlamps with auto-high beam functionality and a sleek daytime running light pattern.

| 600km Range (WLTP)⁴

| 216kW / 430Nm Power & Torque

| RWD Drivetrain

Mustang Mach-E GT

Able to adjust 1000 times a second, **MagneRide® Adaptive Suspension** on Mach-E GT electronically controls magnetorheological fluid inside the damper to respond in real-time to changing road conditions and can seamlessly adjust the vehicle's character in line with the selected drive mode.



- | 490km Range (WLTP)⁴
- | 358kW/860Nm Power & Torque
- | 0-100km / 3.7sec⁵
- | Dual Motor AWD Drivetrain



Multi-spoke wheels

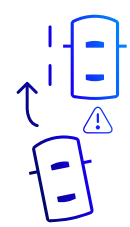
Stunning 20-inch alloys, wrapped in bespoke Pirelli rubber, fill the wheel arches whilst showing off the high-performance Brembo brakes.



Peace of mind

Designed with you in mind

Mustang Mach-E has been packed to the brim with state-of-the-art technology, helping to keep you and your loved ones safer on the road.



Evasive Steer Assist⁶

If Pre-Collision Assist with Autonomous Emergency Braking (AEB) determines the distance is too short to brake in time to avoid a collision, your Mach-E will provide steering support (without steering for you) to help you avoid the obstacle.



Enhanced Active Park Assist^{6,7}

For times when you don't want to do it yourself, Enhanced Active Park Assist can help manoeuvre your Mach-E into even the tightest of parking spots.



Reverse Brake Assist^{6,8}

Your Mach-E can detect if there is an object or pedestrian behind you or a vehicle about to cross at the rear. It will sound an alert and if you don't react in time will brake for you.



Pre-Collision Assist with Autonomous Emergency Braking (AEB)^{6,9}

Mach-E can alert you to a potential collision with a vehicle, cyclist or pedestrian in front of you and now, also while turning at intersections. If you don't take corrective action, the brakes can apply automatically.



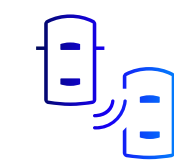
Post-Collision Braking^{6,10}

Post-Collision Braking automatically applies moderate brake pressure when an initial collision event is detected. Slowing the vehicle after impact can potentially lessen injury and damage to the vehicle, as well as reduce the severity of a potential secondary collision.



Intelligent Adaptive Cruise Control^{6,11}

Intelligent Adaptive Cruise Control allows you to maintain a preset speed and distance from the vehicle ahead, slowing to a stop, then returning to your set cruising speed once traffic clears. Traffic Sign Recognition automatically adjusts to the posted speed limit. Plus, Lane Centering helps keep your vehicle centered in the lane.



BLIS with Cross Traffic Alert⁶

Blind Spot Information System (BLIS) helps you change lanes, alerts you when a vehicle enters the blind spot zone and will even resist the lane change if you miss the warning. Cross-Traffic Alert warns of traffic approaching from the sides when the vehicle is in reverse.

Mustang Mach-E ownership experience



Ford Premier Motor Insurance¹²

Ford Genuine Parts maintain the integrity of your car by ensuring it performs the way it's meant to.

It's the same with genuine Ford Premier Motor Insurance. Because it's made specifically for your Ford, it offers these key features to restore your car to how it was before the accident:



3 Year New for Old Replacement¹³

If your Ford is beyond repair and less than 3 years old, we'll replace it with a new one



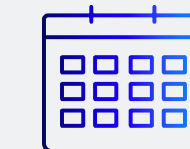
New Genuine Parts¹⁴

We look after the integrity of your Ford by only using New Genuine Parts, when possible



Choice of Repairer¹⁵

You can choose the repairer that suits you best, because we're all about offering you flexibility



Flexible Payment Options¹⁶

We offer easy monthly repayments at no extra cost



For more information, visit ford.com.au/owners/insurance

Mach-E GT



Mach-E Select



Mach-E Premium

Make it yours

With three different models to choose from, whatever your driving dreams there's an all-electric Mustang Mach-E designed for you.



Star White*



Space White*



Vapour Blue*



Grabber Blue Metallic*



Rapid Red*



Carbonised Grey*



Shadow Black

GT model shown. *Prestige paint colours available at additional cost.

Contact us

If you have any questions or concerns, please contact our Customer Relationship Centre on 13 FORD (13 3673) or email foacaust1@ford.com

Ford for good

From supporting national causes to community volunteering, we take our social responsibility seriously. Find out more at ford.com.au/about/community

Running a fleet?

Our Ford Fleet team is here to assist you in any way we can. Please call 1300 13 13 30 or email askfleet@ford.com



Discover more at ford.com.au

All Mustang Mach-E vehicles will come with a Type 2, Mode 3 cable. This cable requires a wall charger box if the customer wants to charge at home (not supplied) or can be used at a public charger.

1. Ambient lighting is available on Premium and GT models only.
2. One pedal drive is an extra driving aid. It does not replace the driver's attention and judgement, or the need to apply the brakes.
3. BANG & OLUFSEN© 2023 and B&O© 2023. BANG & OLUFSEN™ and B&O™ are registered trademarks of Bang & Olufsen Group. Licensed by Harman Becker Automotive System Manufacturing Kft. All rights reserved.
4. Based on a full charge. Estimated range using Worldwide Harmonised Light Vehicle Test Procedure (WLTP). Figures shown are for comparability purposes and should only be compared with other vehicles tested to the same technical procedures. Actual range varies with conditions such as external elements like temperature, driving behaviours, route profile, vehicle maintenance, and lithium-ion battery age and condition. WLTP Overall Range reflects a combined driving cycle. This test is conducted in controlled conditions with an ambient temperature of 23 degrees Celsius and no climate or electrical load.
5. Performance of Mach-E GT model. The acceleration test was conducted on a closed circuit by a trained driver. Ford test data based on typical industry methodology using 1-ft. rollout. Your results may vary. Drive safely and be aware of the speed limit at all times and monitor your speed accordingly.
6. Driver-assist features are supplemental and do not replace the driver's attention, judgment and need to control the vehicle. May not operate at certain speeds, or in certain driving, road or weather conditions. Please see Owner's Manual for more information.
7. At any time the driver can disengage Active Park Assist by taking control of the steering wheel or putting the vehicle into neutral.
8. Reverse Brake Assist functions when in reverse and travelling at a speed of 2-12 km/h.
9. Pre-collision Assist with Autonomous Emergency Braking detects pedestrians, but not in all conditions, and can help avoid or reduce a collision. Intersection Assist does not detect all vehicles in intersection, pedestrians or cyclists. These do not replace safe driving. See Owner's Manual for Limitations.
10. This feature will return control of the vehicle to the driver if, at any time after the impact, the driver actively operates the accelerator pedal or carries out emergency braking by themselves. If there is no such intervention from the driver, the system will brake the vehicle to a complete stop.
11. iACC uses various data to adjust the set speed of the vehicle to the speed limit detected by the system. The iACC system will not always detect the correct speed limit and may set a vehicle speed that is above or below the actual speed limit. If the system does this, it can be overridden by the driver applying the brake or accelerator. iACC and Lane Centering has a minimum operating speed of 20km/hr. Detection of lower speed limit will result in system entering standby. The Stop and Go functionality of this system operates as low as 0km/hr in traffic jam situations. Customers should read the Owner's Manual for full details of the limitations of the iACC system before activating the system.
12. Insurance Conditions Apply: Available at participating Ford Dealers. Retail and Small business customers only. Eligibility for customer or vehicle is subject to meeting the Ford Premier Motor Insurance underwriting criteria and will be determined according to personal circumstances. To check eligibility, contact Ford Premier Motor Insurance on 1300 203 090. The insurer of this Ford Premier Motor Insurance is Allianz Australia Insurance Limited ABN 15 000 122 850, AFS Licence Number 234708, 10 Carrington Street, Sydney NSW 2000. In arranging this insurance Ford Motor Company of Australia Pty Limited ABN 30 004 116 223 ("Ford Australia") and the authorised dealers act on behalf of Allianz and not as your agent. Neither Ford Australia nor any of its related companies have any liability in respect of this policy. We do not provide advice on this insurance based on any consideration of your objectives, financial situation or needs. Cover subject to policy terms, conditions, limits and exclusions. Before making a decision about this insurance please consider the Product Disclosure Statement (PDS). The PDS and Target Market Determination are available by calling us. If you purchase this insurance we receive a commission from Allianz. For further information or assistance please contact 1300 20 30 90.
13. We will replace your vehicle with a new vehicle of the same make, model, engine size, features and paint type including any modifications, options and accessories, so long as it is available in Australia, provided: your vehicle is a total loss; you purchased it new (or as a demonstrator model) from the manufacturer or their dealer; where your vehicle is financed, your financier has given us written consent; and your vehicle is less than three years old from when it was first registered at the time it is declared a total loss.
14. If we accept a claim but are unable to fix a damaged part, where available in Australia at time of repair, we will use a new genuine manufacturer part. If new genuine is not available we will use genuine reconditioned or recycled manufacturer parts or Australian Design Rules certified new, recycled or reconditioned parts.
15. Allianz may authorise repairs at your repairer of choice; pay you the reasonable costs of repairing your vehicle; or move your vehicle to another repairer we both agree upon.
16. Premiums payable by instalments may be subject to minor adjustments (upwards or downwards) due to rounding and financial institution transaction fees may apply.

Specifications listed in the following pages

Ford Mustang Mach-E | Select, Premium and GT 2023.75MY Specifications

	Select	Premium	GT
Engine			
Maximum Power	198kW	216kW	358kW
Maximum Torque	430Nm	430Nm	860Nm
Drivetrain			
Rear Wheel Drive (RWD)	S	S	—
Electric All Wheel Drive (AWD)	—	—	S
Battery			
Battery Capacity	71kWh	91kWh	91kWh
Estimated Range ¹	470km	600km	490km
Charging			
Home Charging (Level 1)	240V	240V	240V
AC Charging (Level 2)	10.5kW	10.5kW	10.5kW
DC Charging (Level 3)	150kW	150kW	150kW
DC Charging Time 150kW (10% - 80%) ²	32mins	45mins	45mins
Cable			
Level 2 Mode 3 Cable ³	Included	Included	Included
Exterior Dimensions (mm)⁴			
Length	4728	4728	4743
Width	1881	1881	1881
Height (with shark fin antenna, unladen)	1634	1634	1623
Wheelbase	2984	2984	2984
Ground Clearance (unladen, mm)	172	172	163
Turning Circle - Kerb to Kerb (m)	11.6	11.6	12.2
Suspension and Brakes			
MagneRide® Adaptive Suspension	—	—	S
Brembo® Performance Front Disc Brakes	—	—	S
Interior Dimensions (mm)⁴			
Front Headroom	1028	1028	1028
Front Shoulder Room	1464	1464	1464
Front Legroom	1099	1099	1099
Rear Headroom	997	997	997
Rear Shoulder Room	1419	1419	1419
Rear Legroom	967	967	967
Vehicle Masses (kg)⁵			
Kerb Weight - Total	2104	2098	2281
Gross Vehicle Mass	2605	2605	2717
Cargo Capacities (L)			
Cargo Volume - Behind First Row (laden to roof, litres)	1420	1420	1420
Cargo Volume - Behind Second Row (laden to roof, litres)	519	519	519
Cargo Volume - Behind Second Row (laden to package tray, litres)	402	402	402
Cargo Volume - Frunk (Front Trunk, litres)	134	134	134

	Select	Premium	GT
Exterior			
Exterior Lighting - LED Daytime Running Lamps	S	S	S
Exterior Lighting - LED Headlamps	S	—	—
Exterior Lighting - Glare Free LED Projector Headlamps	—	S	S
Exterior Lighting - LED Tail-lamps	S	S	S
Brake Callipers - Red-painted	—	S	S
Exterior Mirrors - Black Painted	S	S	S
Exterior Mirrors - Power Adjustable	S	S	S
Exterior Mirrors - Power Folding & Heated	S	S	S
Exterior Mirrors - Puddle Lamps with "Pony" Projection	S	S	S
Scuff Plates - Metal Finish	—	S	—
Scuff Plates - Metal Finish with GT Logo	—	—	S
Wheels - 19" Alloy wheel (with Aero covers) with 225/55 R19 Tyres	S	—	—
Wheels - 19" Alloy wheel with 225/ 55 R19 Tyres	—	S	—
Wheels - 20" Alloy wheel with 245 / 45 R20 Tyres	—	—	S
Rear Spoiler	S	S	S
Tyre Mobility Kit	S	S	S
Active Grille Shutter	S	S	S
Seats			
Seat Trim	Black Onyx Sensico® Artificial Leather with Metal Grey stitching	Black Onyx Sensico® Artificial Leather with Red stitching	Performance Grey Sensico® Artificial Leather and Miko Suede with Metal Grey stitching
Ford Performance Sport Front Seats	—	—	S
8-Way Power Front Seat Adjustments	S	S	S
Heated Front Seats	S	S	S
2nd Row 60/40 split fold	S	S	S

S = Standard **O** = Factory Option that can be ordered before a vehicle is manufactured at an additional cost

P = Part of a Pack that can be ordered before a vehicle is manufactured at an additional cost

Disclaimer:

1. Based on a full charge. Estimated range using Worldwide Harmonised Light Vehicle Test Procedure (WLTP). Figures shown are for comparability purposes and should only be compared with other vehicles tested to the same technical procedures. Actual range varies with conditions such as external elements like temperature, driving behaviours, route profile, vehicle maintenance, and lithium-ion battery age and condition. WLTP Overall Range reflects a combined driving cycle. This test is conducted in controlled conditions with an ambient temperature of 23 degrees Celsius and no climate or electrical load. **2.** Charging times may vary. Charging rate and time are dependent on battery state of charge, charger output, battery temperature and ambient temperature. **3.** Requires professionally installed Wall Box at home (not supplied) or can be used at public charging stations. **4.** Vehicle dimensions are approximate and subject to individual vehicle variances, and should be confirmed before fitting any accessories or otherwise relying on this value. **5.** Kerb Weight includes the vehicle without occupants, luggage or cargo and with the heaviest possible combination of factory fitted optional equipment included. Payload is calculated by deducting the vehicle's Kerb Weight from its Gross Vehicle Mass (GVM). Payload (based on Kerb Weight) is the maximum combined value of occupants, cargo, added accessories, added structures and tow ball download (when towing). Vehicle weights are approximate and subject to individual variances. Vehicles should be weighed before and after adding additional load, accessories or towing a trailer to ensure the maximum Gross Vehicle Mass (GVM), Gross Combined Mass (GCM) are not exceeded.

Ford Mustang Mach-E | Select, Premium and GT 2023.75MY Specifications

	Select	Premium	GT
Comfort and Convenience			
Climate Control - Dual-Zone	S	S	S
Multi-Colour Ambient Lighting - LED	—	S	S
Smart Keyless Entry with Push Button Start	S	S	S
e-Shifter	S	S	S
Sensico® Artificial Leather Wrapped Steering Wheel	S	S	S
Heated Steering wheel	S	S	S
Rain Sensing Windscreen Wipers	S	S	S
Electrochromatic Rear View Mirror	S	S	S
Electric Park Brake	S	S	S
Power Liftgate	S	S	S
Power Front & Rear Windows (with Global Open & Close and One Shot Up & Down)	S	S	S
Privacy Glass	S	S	S
Child Seat Upper Anchorage Points (x 3)	S	S	S
Child Seat ISOFIX Anchorage Points (x 2)	S	S	S
Floor Mats - Front & Rear	S	S	S
Illuminated Vanity Mirrors	S	S	S
Brake Coach	S	S	S
Digital Door Lock/Unlock keypad on B Pillar	S	S	S
Luggage Compartment Tiedown loops	S	S	S
Audio and Communication			
Premium Sound System (B&O) - 10 Speakers with Subwoofer ⁶	S	S	S
Wireless Apple CarPlay™ & Android Auto™ ⁷	S	S	S
Bluetooth® ⁸ with Phone / Audio Streaming	S	S	S
DAB+/AM/FM Radio	S	S	S
Connected Built In Satellite Navigation System ⁹	S	S	S
SYNC®4 with Voice-Activated Controls ¹⁰	S	S	S
10.2-inch Colour Digital Instrument Cluster	S	S	S
15.5-inch Colour Multi-Function Touch Screen Display	S	S	S
Wireless Charging ¹¹	S	S	S
FordPass Connect - Embedded Modem ¹²	S	S	S
Safety, Security and Driver Assistance¹³			
Anti-Lock Braking System (ABS)	S	S	S
Deployable Bonnet Hood	S	S	S
Electronic Stability Control	S	S	S
Airbag : Driver & Passenger, Front Side, Rear Side, Full Length Curtain and Driver Knee Airbag	S	S	S
Far Side Driver Front Airbag (Center Airbag)	S	S	—
Emergency Brake Assist (EBA)	S	S	S
Pre-Collision Assist with Autonomous Emergency Braking (AEB) and Intersection Assist ^{13,14}	S	S	S

	Select	Premium	GT
Safety, Security and Driver Assistance¹³ continued			
Lane Keeping Aid with Lane Departure Warning	S	S	S
Evasive Steer Assist ¹³	S	S	S
Post Impact Braking ^{13,15}	S	S	S
Blind Spot Monitoring with Cross Traffic Alert with Braking ¹³	S	S	S
Intelligent Adaptive Cruise Control with Stop & Go and Lane Centring ^{13,16}	S	S	S
Speed Sign Recognition	S	S	S
Enhanced active park assist ^{13,17}	S	S	S
Auto Headlamps & High Beam	S	S	S
Emergency Brake Light	S	S	S
Parking Sensors - Front and Rear	S	S	S
Rear View Camera	S	S	S
360 Degree Camera	S	S	S
Reverse Brake Assist ¹⁸	S	S	S
Selectable Drive modes: Whisper, Active and Untame	S	S	S
Untame Plus Drive mode	—	—	S
Tyre Pressure Monitoring	S	S	S
One Pedal Drive ¹⁹	S	S	S
Battery charge status Indicator (next to the charging port)	S	S	S

S = Standard **O** = Factory Option that can be ordered before a vehicle is manufactured at an additional cost

P = Part of a Pack that can be ordered before a vehicle is manufactured at an additional cost

Disclaimer:

6. BANG & OLUFSEN© 2023 and B&O© 2023. BANG & OLUFSEN™ and B&O™ are registered trademarks of Bang & Olufsen Group. Licensed by Harman Becker Automotive System Manufacturing Kft. All rights reserved. **7.** Apple CarPlay / Android Auto requires phone with compatible version of Apple iOS / Android™ (as applicable), active data service, and connection cable (sold separately). SYNC® does not control Apple CarPlay / Android Auto while in use. Apple / Google and other third parties are responsible for their respective functionality. Message and data rates may apply. Apple CarPlay, Siri Eyes Free, iPod and iPhone are trademarks of Apple Inc. registered in the US and other countries. Android Auto and Google Maps are trademarks of Google Inc. Ford Applink® is available on selected SYNC® models and is compatible with select smartphone platforms. Warning: Local laws prohibit some phone functions while driving. Check your local road rules before using these functions. **8.** Bluetooth® is a registered trademark of Bluetooth SIG, Inc. and is under license. Some phones not compatible. **9.** Connected Built-In Satellite Navigation is a Connected Service where eligible vehicles receive 1 year of service from the Ford Express New Vehicle Warranty start date, after which time the service may cease to be available or may be subject to a subscription fee. Users must have created a FordPass App account (terms apply), have fully activated the vehicle's FordPass Connect modem and have SYNC Location set to 'on' to use this feature. **10.** Don't drive while distracted. Use voice-operated systems when possible; don't use handheld devices while driving. Some features may be locked out while the vehicle is in gear. Not all SYNC 4A features are compatible with all phones. For compatibility, see ford.com.au/sync. **11.** Wireless charging only available on compatible phones. **12.** Use of FordPass is subject to the FordPass Terms and Privacy Policy available on ford.com.au/fordpass and requires a compatible mobile device, internet access and software (including software updates from time to time). FordPass functionality and appearance may change over time due to software updates. You are responsible for internet access, mobile network data and voice call services required for your use of the FordPass App on your mobile device, including associated fees. The FordPass App and FordPass Connect modem can only work when both are connected to the telecommunications network. The FordPass Connect modem will only function on the 3G or 4G telecommunications networks. When these networks are no longer available, the modem will stop functioning and the connected services and all data transmission via the modem will cease. Ford cannot guarantee that FordPass will be in fully operating condition at all times and the FordPass App may be unavailable or particular FordPass services interrupted. Ford is not responsible for any limitations or restrictions of the telecommunications network or of your mobile device. Warning: Local laws prohibit some phone functions while driving. Check your local road rules before using these functions. Use Remote Vehicle Start and Stop responsibly and only in well ventilated areas where you are aware of your vehicle's surroundings. **13.** Driver-assist features are supplemental and do not replace the driver's attention, judgment and need to control the vehicle. May not operate at certain speeds, or in certain driving, road or weather conditions. Please see Owner's Manual for more information. **14.** Pre-collision Assist with Autonomous Emergency Braking detects pedestrians, but not in all conditions, and can help avoid or reduce a collision. Intersection Assist does not detect all vehicles in intersection, pedestrians or cyclists. These do not replace safe driving. See Owner's Manual for Limitations. **15.** This feature will return control of the vehicle to the driver if, at any time after the impact, the driver actively operates the accelerator pedal or carries out emergency braking by themselves. If there is no such intervention from the driver, the system will brake the vehicle to a complete stop. **16.** Driver-assist features are supplemental and do not replace the driver's attention, judgement and need to control the vehicle. May not operate at certain speeds, or in certain driving, road or weather conditions. Please see Owner's Manual for more information. iACC uses various data to adjust the set speed of the vehicle to the speed limit detected by the system. The iACC system will not always detect the correct speed limit and may set a vehicle speed that is above or below the actual speed limit. If the system does this, it can be overridden by the driver applying the brake or accelerator. ACC and Lane Centring has a minimum operating speed of 20km/hr. Detection of lower speed limit will result in system entering standby. The Stop and Go functionality of this system operates as low as 0km/hr in traffic jam situations. Lane Centring feature should be disabled via the Driver Assistance menu in SYNC before towing. Customers should read the Owner's Manual for full details of the limitations of the iACC system before activating the system. **17.** At any time the driver can disengage Active Park Assist by taking control of the steering wheel or putting the vehicle into neutral. **18.** Reverse Brake Assist functions when in reverse and travelling at a speed of 2-12 km/h. **19.** One pedal drive is an extra driving aid. It does not replace the driver's attention and judgement, or the need to apply the brakes.