



ISUZU
MU-X

GO YOUR OWN WAY

FRESH & BOLD



4x4 LS-T in Mercury Silver metallic

Adventure begins here.

From its legendary 3-litre turbo-diesel engine to unprecedented safety, comfort and off-road ability, the 7-seat Isuzu MU-X delivers like never before.

With seven seats, sleek urban style and a full suite of cutting-edge technology, the MU-X takes you to the next level. It's as eye-catching off-road as it is in the city, offering an unmatched combination of performance and reliability that's tailored to Australian conditions. With 3.5 tonne towing* and seamless connectivity, it's both refined and robust. Wherever you're headed, the MU-X is your perfect travelling companion.

Everything Isuzu has learned in over a century of specialist engineering has led to this. The commanding, confident and capable Isuzu MU-X. **GO YOUR OWN WAY.**



*Towing capacity when fitted with an optional Genuine Isuzu MU-X tow bar kit and an Electronic Brake Controller.

STYLE & CONFIDENCE



4x4 LS-T in Mercury Silver metallic



A compelling combination of form and function, the Isuzu MU-X is as confident in the city as it is off the beaten track.

The Isuzu MU-X catches the eye with a broad, bold grille that flows effortlessly into a decisively sculpted silhouette. Its shape is both muscular and modern. Longer, wider and even more distinctive, the MU-X makes a grand statement – wherever you go.

Ultra-bright Bi-LED headlights with LED Daytime Running Lights (DRLs) automatically light up the road ahead. Side steps add practicality and purpose for every trip, while LS-U and LS-T models bolster interior comfort and boast exterior style with roof rails, chrome finishes and fog lights as standard. LS-M models match dynamic 17" alloy wheels with all-terrain tyres; LS-U models combine sleek 18" tungsten silver alloy wheels with highway-terrain tyres; and the top-of-the-range LS-T pairs highway-terrain rubber with strikingly sculpted 20" machined two-tone alloy wheels.

As imposing as it is impressive, the MU-X is your invitation to adventure.


- A BI-LED HEADLIGHTS WITH DAYTIME RUNNING LIGHTS:** Standard on every MU-X, brighter than ever with a signature design that takes style to new heights.
- B 20" ALLOY WHEELS:** Striking whether you're on tarmac or tackling tougher terrain, the MU-X's largest alloys come standard on LS-T models.
- C LED TAIL LIGHTS:** Standard across the range, LED tail lights offer better illumination and a distinctive lighting cluster.



COMFORT & CONVENIENCE

4x4 MU-X LS-T interior with leather accented seats¹

¹Seats have leather touches or accents, but are not wholly leather.



Where space meets style – and craftsmanship elevates design.

Whether you're on the daily commute or traversing far corners of the country, the MU-X delivers comfort and convenience to every seat.

The MU-X's cabin has never been more advanced, boasting richly appointed seats with softer cushioning and firmer lateral support across the range along with built-in power lumbar support on LS-U and LS-T models. LS-T models feature an eight-way electric adjustable driver's seat – and a four-way electric adjustable front passenger seat – each of which can be variably heated at the touch of a button.

Multiple seating configurations mean ultimate comfort for up to seven occupants. While second row passengers enjoy a pair of USB charging ports via the centre console. All three rows have their own air-conditioning vents, while innovative touches, such as reclining second and third row seats, mean everybody wins. The MU-X is your new happy place – richly appointed, thoughtfully designed and technologically advanced, it's ready to go whenever you are.

- A 7-SEAT CAPACITY:** The driver and up to six passengers can sit comfortably, including reclining seats in the second and third rows.
- B ELECTRIC PARK BRAKE:** Every MU-X comes standard with an Electric Park Brake and Auto Hold function, meaning the brake will initiate every time you put your MU-X in 'Park' or whenever your MU-X comes to a stop in traffic.
- C DUAL ZONE CLIMATE CONTROL:** Enjoy the perfect temperature, even when opinions differ with dual zone climate control standard on LS-U and LS-T models.
- D HEATED FRONT SEATS:** Both driver and front-seat passenger enjoy electric adjustable heated seats on LS-T models.
- E TILT & TELESCOPIC STEERING WHEEL:** All models feature a height and reach-adjustable steering wheel for improved comfort and control.

INTUITIVE & INSPIRED



4x4 MU-X LS-T interior with leather accented seats*

*Seats have leather touches or accents, but are not wholly leather.



A

B

The Isuzu MU-X delivers the perfect balance of functionality and technology.

Every MU-X features a large, high-definition, customisable central touchscreen, with DAB+ digital radio, Android Auto™ and wireless Apple CarPlay®, as well as voice recognition. Trip planning in LS-U and LS-T models is simple, with built-in satellite navigation as standard. LS-U and LS-T models also feature an auto-dimming rear view mirror, heated door mirrors and a tyre pressure monitoring system (TPMS). And if keeping track on the outside world is straightforward, so is keeping tabs on what's happening within – with an intelligent seatbelt reminder for all three rows as standard.



C

D

A hands-free power tailgate on LS-U and LS-T models allows you easy access to the rear storage space by activating the rear tailgate sensors by stepping in and out of the detection area or a simple push of a button on the smart key, the driver's seat or from the button on the tailgate. Push button start is standard across the range, while LS-U and LS-T models have the added convenience of passive entry on driver and front passenger doors. And every MU-X comes with an electric park brake with Auto Hold as standard. It activates independently whenever you select 'Park' in your MU-X or when you come to a stop in traffic – and disengages automatically once you select a gear or put your foot on the accelerator. It stops you from worrying about creeping forward in traffic or whether you've put your park brake on once you've left the vehicle.

Cutting-edge tech, designed with you in mind – the MU-X offers everything you could want from a modern SUV and more.




E

- A REMOTE ENGINE START:** The engine can be activated prior to entry with the push of a button. On LS-T only.
- B SMART MID:** 4.2" full colour display relays vitals to the driver, such as speed zones, tyre pressure, fuel usage and range, digital speedometer and directions via satellite navigation (on LS-U and LS-T models).
- C REVERSING CAMERA:** Reversing camera with dynamic guidelines, Rear Parking Sensors and Rear Cross Traffic Alert as standard.
- D APPLE CARPLAY® & ANDROID AUTO™:** Android Auto™ and wireless Apple CarPlay® keeps you connected, with smartphone mirroring and voice-recognition for true handsfree connectivity.
- E HANDS-FREE POWER TAILGATE:** Open or close the tailgate by activating the rear tailgate sensors by stepping in and out of the detection area or a simple push of a button on the smart key, the driver's seat or from the button on the tailgate. (Standard on LS-T & LS-U models).

Apple CarPlay is a trademark of Apple Inc. Android Auto is a trademark of Google LLC. Not all devices will be compatible & functionality will vary depending on the device. Mobile Data & SMS rates may apply & are the responsibility of the user. Please check your local road rules before using these functions.

SMARTER & SAFER



The Isuzu MU-X enhances your driving experience – and your safety – with cutting-edge and personalised driver assistance systems.

Standard across the range, Isuzu's Intelligent Driver Assistance System (IDAS[®]) technology includes an extensive list of both active and passive safety features. Employing state-of-the-art sensors and a stereo camera, IDAS constantly monitors your surrounding environment for danger. Should it detect a collision is imminent, the system will work to help the driver to defuse dangerous situations via alert systems and automated functions. Each MU-X model includes eight airbags as standard and a stronger, more robust chassis, as well as a reinforced cabin safety cell for ultimate protection. With its maximum 5-star ANCAP safety rating, the MU-X puts your safety first – wherever adventure takes you.

4x4 LS-T in Mercury Silver metallic

*IDAS Features are designed to assist the driver, but should not be relied upon nor used as a substitute for safe driving practices. Feature operation may vary in different driving conditions. For more information and an explanation of features use and limitations refer to the Owner & Driver's Manual, visit isuzuute.com.au or talk to your local Isuzu UTE Dealer.



AUTONOMOUS EMERGENCY BRAKING (AEB): If your MU-X detects a potential frontal collision, emergency braking is applied automatically.



FORWARD COLLISION WARNING (FCW): An audible warning sounds and red warning lights flash on the dashboard when an obstacle is detected in your path.



ADAPTIVE CRUISE CONTROL (ACC): Automatically adjusts your speed based on vehicles around you, with a Stop and Go functionality holding for up to 5 minutes when stopped.



BLIND SPOT MONITOR (BSM): Provides a visual warning in your side mirrors when an obstacle is approaching in your blind spot. (BSM will disable when the genuine tow harness is connected).



LANE KEEPING: Lane Keep Assist (LKA), Emergency Lane Keeping (ELK) and Lane Departure Prevention (LDP) work to help prevent collisions with other drivers should your MU-X begin to drift across its lane. These features can also be disabled via the Lane Support System (LSS) Switch.




TRAFFIC SIGN RECOGNITION: Your MU-X recognises traffic signs, displaying information such as speed limits in the MID for easy reference.



FRONT & REAR PARKING SENSORS: Provides instantaneous feedback regarding nearby obstacles at low speed on LS-U and LS-T models. LS-M models have rear sensors only as standard.



REVERSING CAMERA WITH REAR CROSS TRAFFIC ALERT (RCTA): Monitors your surrounding area while reversing into traffic, providing visual and audible warnings should an object approach from the left or right. (RCTA will disable when the genuine tow harness is connected).



MISACCELERATION MITIGATION: In slow moving areas such as car parks, the stereo cameras determine whether the accelerator has been applied accidentally. Should a potential collision be detected, the accelerator is suppressed.



AUTOMATIC HEADLIGHTS & HIGH BEAMS: Headlights automatically turn on when it is dark, such as at dusk or in underground car parks. During travel, the MU-X dims the high beams automatically to avoid dazzling other drivers.



AUTOMATIC WINDSHIELD WIPERS: Every MU-X has built-in rain-sensing wipers, ensuring you never lose sight of the road or trail ahead.



EIGHT AIRBAGS: For ultimate protection, every MU-X comes with eight airbags including a centre airbag to protect front seat occupants in side-on collisions.

POWER & PERFORMANCE



4x4 LS-U in Cobalt Blue mica



A



B

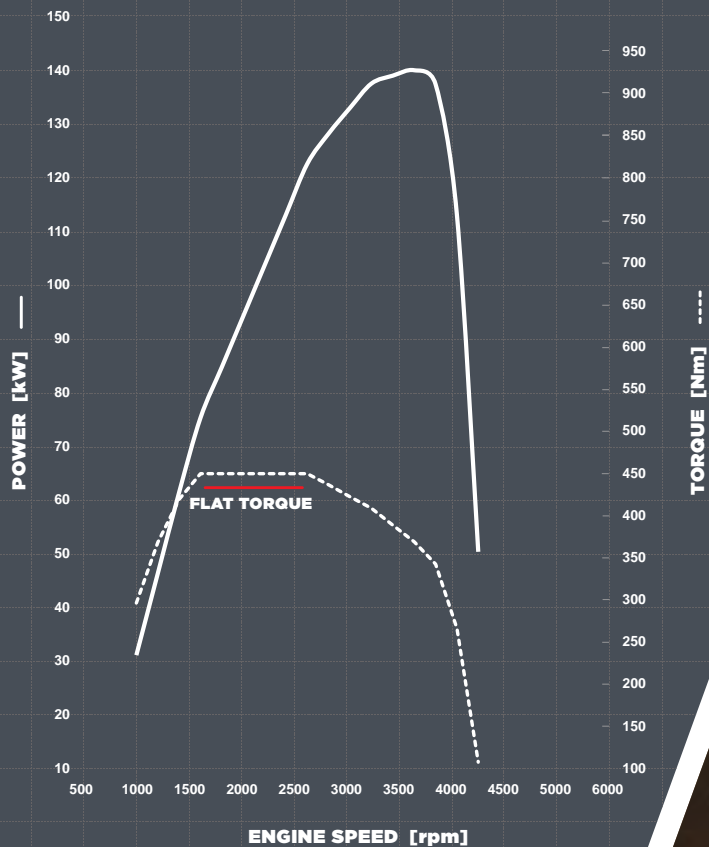
With 140kW of power and 450Nm of torque, you've never been more able to go your own way.

Isuzu's legendary 3-litre turbo-diesel common rail engine delivers unmatched dependability – and a deluge of torque on command. All 450Nm is available from just 1600rpm, providing maximum take-off and acceleration, while a broad, flat torque band aids drivability. With precise fuel injection control and low engine noise, improved aerodynamics and all the power you need, Isuzu's 7-seat SUV is more capable than ever. And with its Euro 5 compliance, the MU-X demonstrates efficient fuel economy across the range.

Mated to a 'Rev-Tronic' automatic six-speed transmission with sequential sports mode, each MU-X demonstrates unprecedented sophistication across its drivetrain. Wherever you're going, the transmission seamlessly adapts to your driving style, automatically selecting the most appropriate shift and lock-up points according to road speed and vehicle load. Whether it's tackling terrain that others won't, tackling the weekend, or simply dealing with the daily demands of the city, the MU-X rises to every challenge.

C

Engine Performance Curve



A ISUZU 3.0L ENGINE: The outstanding 4JJ3-TCX delivers 140kW of real-world power and 450Nm of torque.

B 6-SPEED TRANSMISSION: All MU-X models feature automatic transmission as standard, optimising economy and driveability.

C ENGINE PERFORMANCE CURVE: A flat and generous torque curve delivers all 450Nm of torque from 1600rpm to 2600rpm.

FREEDOM & ADVENTURE



4x4 LS-T in Mercury Silver metallic




A

Broaden your horizons with the strength, confidence and durability of 3.5 tonne towing*.

One of the greatest things about Australia is going your own way with a caravan, boat, or trailer in tow. With the Isuzu MU-X, you've got the perfect travelling companion. The power and dependability of Isuzu's proven 3-litre turbo-diesel engine make light work of every journey, and a genuine Isuzu UTE tow-bar kit will enable 3.5 tonne towing* – whatever the terrain. And with Trailer Sway Control (TSC) as standard, the MU-X helps keep your load where it should be. Should it detect lateral movement due to high winds or on uneven road surfaces – TSC will automatically apply the brakes on individual wheels. Operating smoothly and without fuss, the system can help to keep your trailer from stepping out of line – and you on the road.

With an incredibly durable chassis and suspension tuned for Australian conditions, the MU-X is built for adventure. And with an increased 80-litre fuel tank, it's ready to go the extra mile. There is also a range of towing-specific Isuzu UTE accessories, such as an electronic brake controller or weight distribution hitch, to give you ultimate control over your load.



B

C



D

- A TRAILER SWAY CONTROL (TSC): Will apply brakes to individual vehicle wheels to help bring trailer sway back under control.
- B OPTIONAL 12-PIN TOW HARNESS: Convenience when towing – Blind Spot Monitoring and Rear CrossTraffic Alert functions automatically disable when the genuine tow harness is connected.
- C OPTIONAL GENUINE TOW BAR KIT: Tow up to 3.5 tonnes with the genuine tow bar kit accessory. Available with optional 7-pin or 12-pin wiring harnesses.
- D OPTIONAL ELECTRONIC BRAKE CONTROLLER: Maintain precise control of your heavy caravan or trailer's brakes from the comfort of the driver's seat.

*Towing capacity when fitted with an optional Genuine Isuzu MU-X tow bar kit and an Electronic Brake Controller.

EXPLORE & CONQUER



4x4 LS-T in Mercury Silver metallic

**A****B****C****Up to 800mm wading depth*****D**

The Isuzu MU-X is built to conquer Australia's toughest terrain in ultimate comfort – and minimal fuss. Because life begins off the beaten path.

With up to 800mm wading depth[†], extensive steel and poly-composite underbody protection and a rear axle differential lock as standard on every 4x4 model, the MU-X comes alive when you leave the bitumen behind. Ever-willing and incredibly capable, it's been developed to adapt to whatever challenge you decide to take on.

Engineered for Australian conditions, every 4x4 MU-X features 'Terrain Command' mode as standard, allowing you to switch between 2WD-high and 4WD-high modes at speeds of up to 100km/h in less than a second. Providing a new lease on traction when off-road, all 4x4 MU-X models feature 'Rough Terrain Mode', an off-road based electronic driver aid that maximises drivability in technical, slippery and rough conditions. Hill Descent Control (HDC) provides maximum control on difficult descents, while Hill Start Assist (HSA) automatically prevents roll-back when starting on steep gradients (above 5.7 degrees). And once you've stopped, an electric park brake means your MU-X isn't going anywhere – until you want it to.

- A ROUGH TERRAIN MODE:** Maximises traction on technical, slippery or uneven surfaces in 2WD-high, 4WD-high and 4WD-low.
- B REAR DIFFERENTIAL LOCK:** Standard on all 4x4 MU-X models, the rear differential lock can be engaged with the push of a button when in 4WD-low.
- C 800MM WADING DEPTH:** Standard on all MU-Xs, water crossings are simple with a wading depth[†] of 800mm when travelling at speeds of at least 7km/h.
- D UNDERBODY PROTECTION:** Extensive steel and poly-composite underbody protection protects vital powertrain components from debris and ground strikes when off-road.




[†]Up to 800mm of wading depth on all MU-X models when travelling at a consistent speed of 7km/h. Water ingress may occur if speed is not maintained or if the vehicle is static in water above 350mm.

TRIED & TESTED

ISUZU

Isuzu 4JJ3-TCX 3.0 litre turbo-diesel engine

⁶6 years/150,000km (whichever occurs first), for Isuzu UTE Vehicles with a Warranty Start Date on or after 1/1/19. Excludes trays & accessories. ⁴The Roadside Assistance Program ("RSA Program") provides Coverage to RSA Eligible Vehicles (Private, ABN and Business Fleet Customers only) with a Warranty Start Date on or after 1/9/20 for a maximum of 7 years (unlimited kilometres). Initial 13 months Coverage provided from the Warranty Start Date. The Coverage will be reset for another 13 months from each date that a Participating Isuzu UTE Dealer conducts a Scheduled Service on the vehicle. For full terms & conditions visit isuzuute.com.au/roadside-assistance-disclaimer. ⁵The Capped Price Servicing Program ("CPS Program") applies to CPS Eligible Vehicles (excludes Rental & Government Customers) at Participating Isuzu UTE Dealers only. For 19MY & later vehicle models, the Capped Price Servicing covers the first 7 Scheduled Services for up to 7 years/105,000km (whichever occurs first). CPS Program is subject to change. For full terms & conditions, current pricing & model eligibility visit isuzuute.com.au/service-plus-disclaimer.



Isuzu's reputation for reliability stretches back over a century. The Isuzu MU-X is a new standard bearer for comfort and strength.

Dependability is a fundamental part of the MU-X DNA. Having built more than 26 million engines internationally, Isuzu is the world leader in precision diesel engineering. The second-generation MU-X builds on that record, bringing an even higher level of technology and utility to a rugged platform that's proven in the toughest conditions.

The MU-X's chassis is constructed with high-tensile steel with an extra crossmember for added reliability. Independent double-wishbone front suspension with higher control arms improve handling for a more comfortable ride, while the rear coil spring suspension improves overall load-carrying, flexibility and drivability. A lightweight body provides greater overall stability and greater occupant protection, as well as reduced noise and vibration throughout.

For even greater long-term peace of mind, every MU-X comes with Isuzu UTE Service Plus – offering a comprehensive, bumper-to-bumper 6 year/150,000km[^] warranty, 7 years roadside assistance[‡], and 7 years capped-price servicing[‡].

- A STEEL TIMING CHAIN:** Stronger, lasts-longer and resists stretching more than a traditional rubber timing belt, the steel timing chain precisely keeps the valvetrain and pistons in harmony for optimal performance.
- B PISTONS:** Piston crowns and pins are coated with a special, diamond-like carbon that improves durability and heat resistance, helping the engine work smoothly at maximum power.
- C DOUBLE SCISSOR GEARS:** A double scissor idler gear design results in reduced engine and gear noise for quieter and smoother operation.
- D FRONT SUSPENSION:** Higher mounted control arms minimise body roll while cornering and improve tyre grounding.
- E REAR SUSPENSION:** Redesigned rear coil spring suspension helps to improve load-carrying and flexibility.

Engine component imagery is for illustrative purposes only & actual appearance may differ.

DYNAMIC & DEPENDABLE



*6 years/150,000km (whichever occurs first), for Isuzu UTE Vehicles with a Warranty Start Date on or after 1/1/19. Excludes trays & accessories. †The Roadside Assistance Program ("RSA Program") provides Coverage to RSA Eligible Vehicles (Private, ABN and Business Fleet Customers only) with a Warranty Start Date on or after 1/9/20 for a maximum of 7 years (unlimited kilometres). Initial 13 months Coverage provided from the Warranty Start Date. The Coverage will be reset for another 13 months from each date that a Participating Isuzu UTE Dealer conducts a Scheduled Service on the vehicle. For full terms & conditions visit isuzuute.com.au/roadside-assistance-disclaimer. ‡The Capped Price Servicing Program ("CPS Program") applies to CPS Eligible Vehicles (excludes Rental & Government Customers) at Participating Isuzu UTE Dealers only. For 19MY & later vehicle models, the Capped Price Servicing covers the first 7 Scheduled Services for up to 7 years/105,000km (whichever occurs first). CPS Program is subject to change. For full terms & conditions, current pricing & model eligibility visit isuzuute.com.au/service-plus-disclaimer.

4x4 LS-M in Mineral White

SERVICE+PLUS

6

YEAR WARRANTY^A

7

YEARS ROADSIDE ASSIST^C

7

YEARS CAPPED PRICE SERVICE^B



A



B



C



TESTED
2022



An unbeatable combination of reliability, technology, economy and comfort, the Isuzu MU-X is the ideal solution to your fleet needs.

There are work vehicles, and then there's the MU-X. Equipped with side steps, push button start, and alloys across the range – as well as Android Auto™ and wireless Apple CarPlay® – it's built to be a comfortable and functional mobile office. Bringing fuel efficiency and reliability to the fore, it's been engineered to spend more time on the job – and less time being serviced.

With the Isuzu Intelligent Driver Assistance System (IDAS[#]) incorporated into every MU-X, your workforce has never been better protected. Every IDAS safety feature is designed to improve driving practices and maintain driver alertness, as well as safeguarding pedestrians and other road users. Keeping your employees – and your investments – as safe as possible with a maximum 5-star ANCAP safety rating.

Isuzu UTE's Dealer network of over 160 authorised Isuzu UTE outlets spans every Australian state and territory, including regional and remote locations, ensure that support is always close at hand. Our dedicated team of fleet managers are always available to guarantee that your fleet requirements are met. Whether you're your own boss or heading up an international corporation, an MU-X fleet is equipped for your fleet needs.

- A ISUZU UTE SERVICE PLUS:** Every MU-X comes with the comprehensive Service Plus program ensuring the ultimate peace of mind for your investment with 6 years warranty^A, up to 7 years roadside assist^C and up to 7 years capped price servicing^B.
- B STEEL CHASSIS:** Every MU-X is built on a high tensile steel chassis with an extra cross-member for extra reliability and strength.
- C INTELLIGENT DRIVER ASSISTANCE SYSTEM (IDAS[#]):** Help keep your fleet safe wherever they travel with the Isuzu IDAS technologies standard across the MU-X range.

Apple CarPlay is a trademark of Apple Inc. Android Auto is a trademark of Google LLC. Not all devices will be compatible & functionality will vary depending on the device. Mobile Data & SMS rates may apply & are the responsibility of the user. Please check your local road rules before using these functions. [#]IDAS Features are designed to assist the driver, but should not be relied upon nor used as a substitute for safe driving practices. Feature operation may vary in different driving conditions. For more information and an explanation of features use and limitations refer to the Owner & Driver's Manual, visit isuzuute.com.au or talk to your local Isuzu UTE Dealer.

OPPORTUNITIES & EXPERIENCES



4x4 LS-M in Cobalt Blue mica & 4x4 LS-T in Mercury Silver metallic
fitted with optional Isuzu UTE Genuine & Approved Accessories.

Go your own way for longer with Isuzu UTE Service Plus, I-Venture Club, Isuzu UTE Genuine Accessories and Isuzu UTE Approved Accessories.

SERVICE PLUS

All MU-X owners enjoy ultimate peace of mind with Isuzu UTE's comprehensive Service Plus program. As part of this program your MU-X is covered for six years/150,000km of warranty. While Isuzu's Roadside Assistance Program guarantees support for a minimum of 13 months – and up to seven years in total. Capped price servicing applies for up to seven years/105,000km. And with a sprawling network covering all states and territories, your local Isuzu UTE service centre will keep your MU-X performing at its best – wherever you find yourself.

I-VENTURE CLUB

You won't want to miss the opportunity to properly test your MU-X's potential – and to visit Australia's most inspiring 4WD locations! The I-Venture Club is an opportunity to build your 4x4 skills and become the off-road champion you've always wanted to be. As an Isuzu UTE owner, you can sign up for exclusive trips that tackle some of the country's most challenging off-road destinations. Learn from our qualified 4x4 instructors, meet like-minded budding adventurers, and come away with the skills to handle the toughest terrain an MU-X can find. Head to www.iventureclub.com.au for a taste of what's to come.

GENUINE ACCESSORIES

Isuzu UTE Genuine Accessories¹ are the key to taking on more challenging terrain in true 'Go your own way' style. Isuzu UTE's extensive range of accessories allows you to enhance and personalise your ride with precision engineered parts of the highest quality, with correct fit guaranteed every time. Each genuine accessory comes with a comprehensive warranty, providing ultimate peace of mind, and the chance to pack more, do more, or just add a little more style to your MU-X. See the full range of accessories in the MU-X Accessories brochure or at isuzuute.com.au.

APPROVED ACCESSORIES

Isuzu UTE Approved Accessories² are third-party branded accessories that have been thoroughly tested and vetted to ensure they meet Isuzu's highest standards. Constructed for local conditions by a variety of Australian manufacturers you know and trust, they provide another way to enhance and personalise your MU-X with the confidence of Isuzu UTE Australia's seal of approval. Whether used in combination with Genuine Accessories or without, Isuzu UTE Approved Accessories can be trusted to maintain the integrity of your MU-X – while also offering a distinctly individual touch. See the full range of accessories in the MU-X Accessories brochure or at isuzuute.com.au.

SERVICE PLUS



I-VENTURE CLUB

**ISUZU UTE
GENUINE ACCESSORIES**

**ISUZU UTE
APPROVED ACCESSORIES**

¹6 years/150,000km (whichever occurs first), for Isuzu UTE Vehicles with a Warranty Start Date on or after 1/1/19. Excludes trays & accessories. ²The Roadside Assistance Program ("RSA Program") provides Coverage to RSA Eligible Vehicles (Private, ABN and Business Fleet Customers only) with a Warranty Start Date on or after 1/9/20 for a maximum of 7 years (unlimited kilometres). Initial 13 months Coverage provided from the Warranty Start Date. The Coverage will be reset for another 13 months from each date that a Participating Isuzu UTE Dealer conducts a Scheduled Service on the vehicle. For full terms & conditions visit isuzuute.com.au/roadside-assistance-disclaimer. ³The Capped Price Servicing Program ("CPS Program") applies to CPS Eligible Vehicles (excludes Rental & Government Customers) at Participating Isuzu UTE Dealers only. For 19MY & later vehicle models, the Capped Price Servicing covers the first 7 Scheduled Services for up to 7 years/105,000km (whichever occurs first). CPS Program is subject to change. For full terms & conditions, current pricing & model eligibility visit isuzuute.com.au/service-plus-disclaimer.

¹Warranty for Isuzu UTE Genuine Accessories fitted by an authorised Isuzu UTE Dealer at the point of sale of a new Isuzu UTE vehicle are covered for three (3) years or 100,000 kilometres, whichever occurs first; Isuzu UTE Genuine Accessories fitted by an authorised Isuzu UTE Dealer after the delivery of a new Isuzu UTE vehicle are covered for one (1) year or 40,000 kilometres from the date of accessory purchase, whichever occurs first; Isuzu UTE Genuine Accessories not fitted by an authorised Isuzu UTE Dealer are warranted from the date of purchase for one (1) year or 20,000 kilometres, whichever occurs first.

²Isuzu UTE Approved Accessories are not manufactured or warranted by Isuzu UTE Australia Pty Ltd. The warranty is provided by the manufacturer of the accessory. For more information refer to the Isuzu MU-X Accessories brochure.

CHOICES & DECISIONS



Powered by the tried and tested 3-litre Isuzu turbo-diesel engine, backed by advanced IDAS safety and with a 3.5 tonne* braked towing capacity across the range, the Isuzu MU-X is ready to help you go your own way.

4x4 LS-T in Magnetic Red mica

*Towing capacity when fitted with an optional Genuine Isuzu MU-X tow bar kit and an Electronic Brake Controller.

MU-X LS-M (23MY)

NO-NONSENSE & ALL-PURPOSE



Model shown is 4x4 LS-M in Obsidian Grey mica



Drivetrains

4X2

4X4



LS-M key features:

Push Button Start

Tilt & Telescopic Adjustable Steering Wheel

Electric Power Steering

Electric Park Brake with Auto Hold

Carpet Flooring

High Grade Cloth Seats

7" Touchscreen Audio with Android Auto™ & wireless Apple CarPlay® Compatibility

Reversing Camera with Rear Parking Sensors

17" Alloy Wheels & 255 65 R17 All-Terrain Tyres


Black & Gunmetal Grey Grille with Matte Black Mirrors

Bi-LED Headlights with Auto Levelling

Manual Air Conditioning (with second & third row vents)

Black Aluminium Side Steps

Available colours



MU-X LS-U (23MY)

SUBSTANCE & STYLE



Model shown is 4x4 LS-U in Mercury Silver metallic



Drivetrains

4X2

4X4




LS-U key features:

- Smart Keyless Entry & Push Button Start
- Walk Away Door Lock
- Hands-free power tailgate
- Tilt & Telescopic Adjustable Steering Wheel
- Electric Power Steering
- Electric Park Brake with Auto Hold
- Auto-Dimming Rear View Mirror & Heated Door Mirrors
- High Grade Cloth Seats
- Carpet Flooring
- Power Lumbar Support Driver's Seat
- Tyre Pressure Monitoring System (TPMS)

- Front & Rear Parking Sensors with Reversing Camera
- 9" Touchscreen Audio with Android Auto™, wireless Apple CarPlay® compatibility & built-in Satellite Navigation
- 18" Tungsten Silver Alloy Wheels & 265 60 R18 Highway-Terrain Tyres
- Tungsten Silver & Chrome Grille with Body-Coloured Mirrors
- Bi-LED Headlights with Auto Levelling
- Dual Zone Climate Control Air Conditioning (with second & third row vents)
- Aluminium Side Steps

Available colours



Basalt Black mica

Cobalt Blue mica

Galaxy Blue mica

Magnetic Red mica

Mercury Silver metallic

Mineral White

Moonstone White pearl

Obsidian Grey mica

MU-X LS-T (23MY)

BIGGER & BOLDER



Model shown is 4x4 LS-T in Galaxy Blue mica



Drivetrains

4X2

4X4



LS-T includes all LS-U features plus:

Remote Engine Start

Leather Accented Seats¹

Electric Eight-Way Adjustable Driver's Seat with Power Lumbar Support

Electric Four-Way Adjustable Front Passenger Seat


Variable Heated Front Driver & Passenger Seats

20" Machined Two-Tone Alloy Wheels & 265 50 R20 Highway-Terrain Tyres

Ambient Interior Lighting

Centre Console Overhead Guidelight

Available colours



All features mentioned are a guide for quick comparison. Refer to the MU-X specification sheet for further details on available features. Apple CarPlay is a trademark of Apple Inc. Android Auto is a trademark of Google LLC. Not all devices will be compatible & functionality will vary depending on the device. Mobile Data & SMS rates may apply & are the responsibility of the user. Please check your local road rules before using these functions. ¹Seats have leather touches or accents, but are not wholly leather.

23MY ISUZU MU-X SPECIFICATIONS

Engine

Series	Isuzu 4JJ3-TCX
Description	3.0 litre turbo-diesel, in-line 4-cylinder, DOHC, 16-valve with Diesel Particulate Diffuser (DPD)
Maximum torque	450Nm @ 1600→2600 rpm (automatic)
Maximum power	140kW @ 3600 rpm
Bore x stroke	95.4mm x 104.9mm
Displacement	2999cc
Compression ratio	16.3 : 1
Cylinder head	Isuzu-patent special aluminium alloy
Valve gear	Chain-driven dual overhead camshafts, roller rockers, 4 valves/cylinder
Induction	Electronic high pressure common rail direct fuel injection with VSS (Variable Swirl System) and intercooled electric control VGS (Variable Geometry System) turbocharger
Cylinder block	Cast iron upper with induction-hardened cylinder bores, cast alloy lower
Emission level	Euro 5
Alternator	120 amp with Intelligent Battery Sensor (IBS)

Transmissions

Automatic	Aisin AWR6B45 II 6-speed with sequential shift and brake shift lock electronically controlled, tri-mode with Adaptive Logic Control and fuel-saving lock-up torque converter on gears 3, 4, 5 and 6 ► Uphill/Downhill Transmission Control: holds gear in varied-gradient ascents, selects gear on steep descents to hold speed with engine braking	
Ratios: 1	6-speed Automatic	
	1st	3.600
	2nd	2.090
	3rd	1.488
	4th	1.000
	5th	0.687
	6th	0.580
	Reverse	3.732
Final drive	4x2	3.727
	4x4	3.727
	Snorkelled diff breathers to increase fording depth and reduce mud blockage	
Transfer gearing	4x4 low-range	2.482
	4x4 high-range	1.000
4x4 system	"Rough Terrain Mode" and "Terrain Command" control with 'shift on the fly' 2-high↔4-high selection at up to 100km/h, 4-low with rear differential lock	
Drivetrain system	TCS (Traction Control System) on all model variants	

Steering

Electric power steering with speed-sensing steering feel (light at low speed, heavy at high speed); tilt and telescopic adjustable steering wheel
Speed-sensitive variable capacity Electric power system; 3.84 turns lock-to-lock via tilt-adjustable steering wheel

Chassis

Frame	Ladder frame chassis constructed with high-tensile steel with 9 crossmembers
Front suspension	Independent, high-ride, coil springs, gas shock absorbers, upper and lower wishbones, stabiliser bar
Rear suspension	Multi-link coil suspension, gas shock absorbers, stabiliser bar

Axles

Front	Independent 4x4: fully floating with outer CV, inner double offset joints and equal length driveshafts. Rating: 1450kg
Rear	Rigid semi-floating banjo with hypoid final drive and dual tapered needle roller bearings. Rating: 1650kg

Brakes

Anti-lock Brake System (ABS) with Electronic Brakeforce Distribution (EBD), Electronic Stability Control (ESC), Emergency Brake Assist (EBA), Traction Control System (TCS), Roll Over Mitigation, Hill Start Assist (HSA), Hill Descent Control (HDC) and Trailer Sway Control (TSC)
All models: 320mm dia. ventilated front discs with 2-piston calipers, 318mm dia. ventilated rear discs with 1-piston calipers
Power-assisted via 10" servo unit; central electrical switch park brake

Wheels and Tyres

4x4 & 4x2 LS-M	17" x 7" alloy; 255 / 65 R17 All-Terrain
4x4 & 4x2 LS-U	18" x 7.5" alloy; 265 / 60 R18 Highway-Terrain
4x4 & 4x2 LS-T	20" x 7.5" alloy; 265 / 50 R20 Highway-Terrain
Spare	LS-M & LS-U Models: full size steel spare wheel LS-T Models: full size alloy spare wheel

Service Plus

Warranty	For the ultimate peace of mind, every Isuzu MU-X comes standard with a comprehensive, bumper-to-bumper 6 years/150,000km warranty [^] .
Roadside Assistance	Enjoy up to 7 years Roadside Assistance [^] when you complete your scheduled services at a Participating Isuzu UTE Dealer.
Capped Price Servicing	As an owner you will get access to our Capped Price Servicing [^] Program. The CPS Program covers the first 7 Scheduled Services in line with the Scheduled Service Intervals.

[^]6 years/150,000km (whichever occurs first), for Isuzu UTE Vehicles with a Warranty Start Date on or after 1/1/19. Excludes trays & accessories. [^]The Roadside Assistance Program ("RSA Program") provides Coverage to RSA Eligible Vehicles (Private, ABN and Business Fleet Customers only) with a Warranty Start Date on or after 1/9/20 for a maximum of 7 years (unlimited kilometres). Initial 13 months Coverage provided from the Warranty Start Date. The Coverage will be reset for another 13 months from each date that a Participating Isuzu UTE Dealer conducts a Scheduled Service on the vehicle. For full terms & conditions visit isuzuute.com.au/roadside-assistance-disclaimer. [^]The Capped Price Servicing Program ("CPS Program") applies to CPS Eligible Vehicles (excludes Rental & Government Customers) at Participating Isuzu UTE Dealers only. For 19MY & later vehicle models, the Capped Price Servicing covers the first 7 Scheduled Services for up to 7 years/105,000km (whichever occurs first). CPS Program is subject to change. For full terms & conditions, current pricing & model eligibility visit isuzuute.com.au/service-plus-disclaimer.



Safety

IDAS	Every MU-X comes with Isuzu's Intelligent Driver Assistance System (IDAS [®]) built-in to protect and enhance the driving experience. IDAS includes smart technologies as well as other passive and active safety features.
------	---

[®]IDAS features are designed to assist the driver, but should not be relied upon nor used as a substitute for safe driving practices. Feature operation may vary in different driving conditions. For full explanation of limitations, see Owner's & Driver's Manual.



ANCAP RATING	The entire MU-X range has achieved a maximum 5-star ANCAP safety rating in 2022.
--------------	--



SPECIFICATIONS

Engine

	4x2 ⁺			4x4 ⁺		
	LS-M	LS-U	LS-T	LS-M	LS-U	LS-T
2999cc DOHC 4cyl. with intercooled turbocharger (450Nm, 140kW)	●	●	●	●	●	●

Transmissions

6-speed "Rev-Tronic" automatic transmission with sequential sport mode	●	●	●	●	●	●
--	---	---	---	---	---	---

Safety and Security

4-channel 4-sensor Anti-lock Brake System (ABS) with Electronic Brakeforce Distribution (EBD)	●	●	●	●	●	●
Electronic Stability Control (ESC)	●	●	●	●	●	●
Traction Control System (TCS)	●	●	●	●	●	●
Emergency Brake Assist (EBA)	●	●	●	●	●	●
Hill Start Assist (HSA)	●	●	●	●	●	●
Hill Descent Control (HDC)	●	●	●	●	●	●
Roll-Over Mitigation (ROM)	●	●	●	●	●	●
Autonomous Emergency Braking (AEB)	●	●	●	●	●	●
Turn Assist with AEB	●	●	●	●	●	●
Post-Collision Braking (PCB)	●	●	●	●	●	●
Forward Collision Warning (FCW)	●	●	●	●	●	●
Misacceleration Mitigation	●	●	●	●	●	●
Adaptive Cruise Control (ACC) with Stop and Go Functionality	●	●	●	●	●	●
Traffic Sign Recognition (TSR)	●	●	●	●	●	●
Intelligent Speed Limiter	●	●	●	●	●	●
Manual Speed Limiter	●	●	●	●	●	●
Lane Departure Warning (LDW)	●	●	●	●	●	●
Lane Departure Prevention (LDP)	●	●	●	●	●	●
Lane Keep Assist (LKA)	●	●	●	●	●	●
Emergency Lane Keeping (ELK)	●	●	●	●	●	●
Lane Support System (LSS) Switch (disables LDW, LDP, LKA, ELK)	●	●	●	●	●	●
Driver Attention Assist	●	●	●	●	●	●
Blind Spot Monitoring (BSM)	●	●	●	●	●	●
Rear Cross Traffic Alert (RCTA)	●	●	●	●	●	●
BSM/RCTA Auto Switch Off (disables BSM/RCTA when the genuine tow harness is connected)	●	●	●	●	●	●
Reversing Camera with dynamic guidelines	●	●	●	●	●	●
Front Park Assist Sensors	●	●	●	●	●	●
Rear Park Assist Sensors	●	●	●	●	●	●
8 Airbags: dual front, curtain, side, driver's knee and far side airbags	●	●	●	●	●	●
Passenger side SRS airbag on/off switch	●	●	●	●	●	●
Height-adjustable upper mounts for front seat belts	●	●	●	●	●	●
Pre-tensioners with load limiters for front seat belts	●	●	●	●	●	●
Pre-tensioners with load limiters for outer second row seat belts	●	●	●	●	●	●
3-point retractable seat belts for third row and centre seating positions	●	●	●	●	●	●
Intelligent seatbelt reminder (all seats)	●	●	●	●	●	●
Three childseat top tethers for second row	●	●	●	●	●	●
Two ISO FIX compatible anchor points for second row	●	●	●	●	●	●
Height-adjustable head restraints for all seats	●	●	●	●	●	●
Child-proof rear door locks	●	●	●	●	●	●
Anti-theft alarm	●	●	●	●	●	●
Side anti-intrusion bars inside all doors	●	●	●	●	●	●
Engine immobilizer	●	●	●	●	●	●
Rear window demister with timer and intermittent wiper	●	●	●	●	●	●
High Density Polyethylene (HDPE) fuel tank	●	●	●	●	●	●
High mount brake light on tailgate	●	●	●	●	●	●
Dual horn	●	●	●	●	●	●

Protection

Under-front steel skid plate	●	●	●	●	●	●
Steel plate guards: sump, transfer case, fuel tank leading edge; reinforced resin under fuel tank	●	●	●	●	●	●

Suspension and Brakes

Electric Park Brake with Auto Hold feature	●	●	●	●	●	●
Single 10 inch servo brake master cylinder	●	●	●	●	●	●
Rear 5-link coil suspension with stabiliser bar	●	●	●	●	●	●
Front independent, coil spring suspension w/gas shock absorbers, upper and lower wishbones and stabiliser bar	●	●	●	●	●	●
Heavy-duty brakes: 320mm ventilated front discs w/twin-pot calipers, 318mm ventilated rear discs with single-pot calipers	●	●	●	●	●	●

*Limited stock available on these models. Please contact your local Isuzu UTE Dealer for more information.

SPECIFICATIONS

Seating

	4x2+			4x4+		
	LS-M	LS-U	LS-T	LS-M	LS-U	LS-T
High grade cloth seats	●	●		●	●	
Leather accented seats			●			●
Front bucket whiplash protection seats	●	●	●	●	●	●
6-way adjustable driver seat	●	●		●	●	
8-way electric adjustable driver seat			●			●
Electric adjustable lumbar support (driver seat only)		●	●		●	●
4-way electric adjustable front passenger seat			●			●
60:40 reclining split-fold second row seats with fold away centre arm rest	●	●	●	●	●	●
50:50 reclining split-fold third row seats	●	●	●	●	●	●
Variable heated front driver and passenger seats			●			●

In-cabin Storage

Upper and lower glovebox compartments	●	●	●	●	●	●
Power outlet in lower instrument panel	●	●	●	●	●	●
Centre floor console with two USB ports	●	●	●	●	●	●
Dual-purpose driver and front passenger cup holder tray	●	●	●	●	●	●
Rear passenger door cup holders	●	●	●	●	●	●
Second row fold out cup holder/storage tray	●	●	●	●	●	●
Third row outer armrests with integrated cup holders	●	●	●	●	●	●
Pockets on backs of front seats	●	●	●	●	●	●
Overhead console with twin map lights and flip-down sunglasses case	●	●	●	●	●	●
Front door storage compartment with bottle bulge	●	●	●	●	●	●
Two coat hooks	●	●	●	●	●	●
Flip up convenience hook behind passenger front seat	●	●	●	●	●	●
Storage space under rear cargo flooring	●	●	●	●	●	●
Tool storage space inside rear cargo wall (driver side)	●	●	●	●	●	●

Exterior Style

Short front overhang for optimal manoeuvrability and approach angle	●	●	●	●	●	●
Bi-LED headlights with auto-levelling function	●	●	●	●	●	●
Automatic headlights	●	●	●	●	●	●
Automatic high beam	●	●	●	●	●	●
Coming home light	●	●	●	●	●	●
LED Daytime Running Lights (DRLs)	●	●	●	●	●	●
LED fog lights		●	●		●	●
Black and gunmetal grey grille	●			●		
Magnetite and black chrome grille		●	●		●	●
Colour-coded front bumper	●	●	●	●	●	●
Black aluminium side steps	●			●		
Magnetite aluminium side steps		●	●		●	●
Black door handles	●			●		
Colour-coded door handles		●	●		●	●
Manual tailgate with integrated rear spoiler	●			●		
Hands-free power tailgate with integrated rear spoiler		●	●		●	●
Colour-coded power fold-in door mirrors with integrated turn indicators		●	●		●	●
Black power door mirrors	●			●		
Rear privacy glass		●	●		●	●
Heated door mirrors		●	●		●	●
Centre front roof-mounted bee-sting aerial	●	●	●	●	●	●
Roof rails (maximum load capacity 100kg)		●	●		●	●
LED rear combination lamps	●	●	●	●	●	●

SPECIFICATIONS

Cabin Amenities

	4x2 ⁺			4x4 ⁺		
	LS-M	LS-U	LS-T	LS-M	LS-U	LS-T
Dual zone climate control air-conditioning with integrated heater/demister		●	●		●	●
Manual air-conditioning with integrated heater/demister	●			●		
Second and third row air-conditioning vents with controls	●	●	●	●	●	●
Pollen and fine particle air filter	●	●	●	●	●	●
Power windows with one-touch up/down driver's window with safety stop	●	●	●	●	●	●
Comfort turn signal	●	●	●	●	●	●
Central locking with keyless entry	●	●	●	●	●	●
Smart keyless entry		●	●		●	●
Walk away door lock		●	●		●	●
Welcome home light		●	●		●	●
Push button start	●	●	●	●	●	●
Remote engine start			●			●
Ambient door lighting			●			●
Centre console overhead guidelight			●			●
Power-adjustable door mirrors with turn indicator lights		●	●		●	●
Power-adjustable door mirrors	●			●		
4 speaker sound system	●			●		
8 speaker sound system		●	●		●	●
9 inch touchscreen display with Apple CarPlay® and Android Auto™		●	●		●	●
7 inch touchscreen display with Apple CarPlay® and Android Auto™	●			●		
Built-in satellite navigation with MID turn-by-turn directions		●	●		●	●
Two rear centre console USB charging ports	●	●	●	●	●	●
Tilt and telescopic adjustable steering wheel with electric power steering	●	●	●	●	●	●
Urethane steering wheel with cruise, audio and voice recognition controls	●			●		
Leather steering wheel with cruise, audio and voice recognition controls		●	●		●	●
Smart MID with digital speedometer, safety information, fuel economy & range, odometer, trip information and service reminder	●	●	●	●	●	●
Tyre Pressure Monitoring System		●	●		●	●
Electro-luminescent gauges	●	●	●	●	●	●
*Terrain Command" 4x4 select dial				●	●	●
Rear Differential Lock button				●	●	●
Rough Terrain Mode button				●	●	●
Automatic Windshield Wipers	●	●	●	●	●	●
Intuitive Flat Wiper Blade		●	●		●	●
Manual day/night interior rear view mirror	●			●		
Auto-dimming rear view mirror		●	●		●	●
Sun visors with vanity mirrors (driver and passenger) and ticket retaining strap (driver)		●	●		●	●
Sun visors with vanity mirror (passenger) and ticket retaining strap (driver)	●			●		
Fixed A-pillar assist-grips for driver and front passenger	●	●	●	●	●	●
Fixed B-pillar assist-grips for rear passengers	●	●	●	●	●	●
Folding assist-grips for driver and front passenger	●	●	●	●	●	●
Folding assist-grips for rear passengers	●	●	●	●	●	●
Carpet flooring	●	●	●	●	●	●
12 volt power outlets in lower instrument panel and rear cargo area	●	●	●	●	●	●

FUEL, WEIGHTS AND DIMENSIONS

MU-X ADR 81/02⁴ Fuel Consumption Values

	4x2			4x4		
	LS-M	LS-U	LS-T	LS-M	LS-U	LS-T
Transmission (AT = Automatic)	AT	AT	AT	AT	AT	AT
FUEL CONSUMPTION (litres/100km)						
Combined	7.8	7.8	7.8	8.3	8.3	8.3
Urban	9.6	9.6	9.6	10.3	10.3	10.3
Extra Urban	6.8	6.8	6.8	7.2	7.2	7.2
CO² (g/km)						
Combined	206	206	206	220	220	220
Urban	253	253	253	271	271	271
Extra Urban	179	179	179	190	190	190

Dimensions (mm unless stated otherwise)

Wheelbase	2855	2855	2855	2855	2855	2855
Overall length	4850	4850	4850	4850	4850	4850
Overall width (excluding door mirrors)	1870	1870	1870	1870	1870	1870
Overall height	1815	1825	1825	1815	1825	1825
Front overhang	895	895	895	895	895	895
Rear overhang	1100	1100	1100	1100	1100	1100
Wheel track width	1570	1570	1570	1570	1570	1570
Ground clearance	230	235	235	230	235	235
Turning circle diameter between kerbs (metres)	11.4	11.4	11.4	11.4	11.4	11.4
Approach angle	28.6°	29.2°	29.2°	28.6°	29.2°	29.2°
Departure angle	27.6°	26.9°	26.4°	27.6°	26.9°	26.4°
Ramp-over angle	22.6°	23.1°	23.1°	22.6°	23.1°	23.1°
Wading depth [†]	800	800	800	800	800	800

Interior (mm)

Leg room - front	1075	1075	1075	1075	1075	1075
Leg room - 2nd row	915	915	915	915	915	915
Leg room - 3rd row	850	850	850	850	850	850
Shoulder room - front	1460	1460	1460	1460	1460	1460
Head room - front	1020	1020	1020	1020	1020	1020
Rear cargo space - 2nd & 3rd row flat	2138	2138	2138	2138	2138	2138
Rear cargo space - 3rd row flat	1119	1119	1119	1119	1119	1119
Rear cargo space - 3rd row up	311	311	311	311	311	311

Mass (kg)

Gross Vehicle Mass (GVM)	2700	2700	2700	2800	2800	2800
Kerb weight [‡]	2045	2060	2090	2135	2155	2180
Payload [~]	655	640	610	665	645	620
Gross Combination Mass (GCM)	5900	5900	5900	5900	5900	5900
Maximum towing mass (braked trailer)	3500	3500	3500	3500	3500	3500
Maximum towing mass (non-braked trailer)	750	750	750	750	750	750
Maximum tow ball download (when fitted with genuine Isuzu UTE tow kit)	350	350	350	350	350	350
Fuel tank capacity (litres)	80	80	80	80	80	80

⁴Fuel consumption & emissions figures based on ADR 81/02 and are to be used for vehicle comparison purposes only. Actual fuel consumption & emissions will vary depending on many factors including, but not limited to, traffic conditions, individual driving style & vehicle condition.

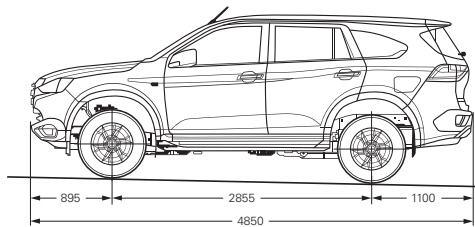
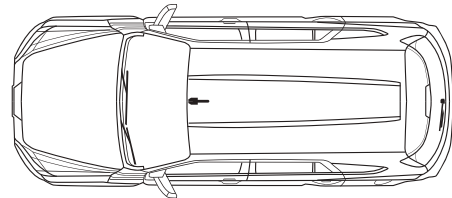
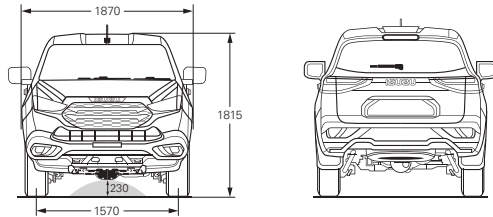
[†]Up to 800mm of wading depth on all MU-X models when travelling at a consistent speed of 7km/h. Water ingress may occur if speed is not maintained or if the vehicle is static in water above 350mm.

[‡]Kerb weight - unladen mass of vehicle & full tank of fuel. Fuel weight ratio is based on Fuel Standard (Automotive Diesel) Determination 2001. [~]Payload equals GVM minus kerb weight.

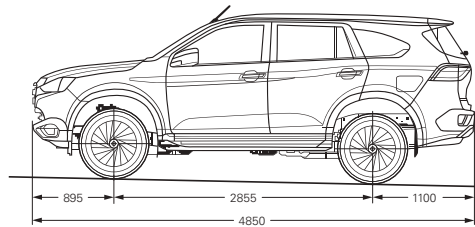
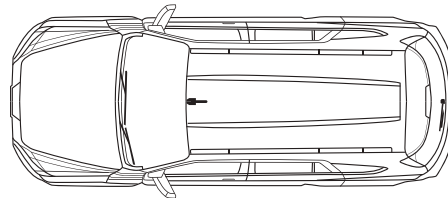
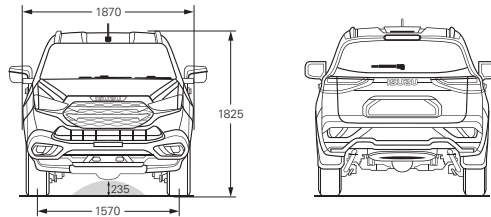
BODY STYLES AND DIMENSIONS



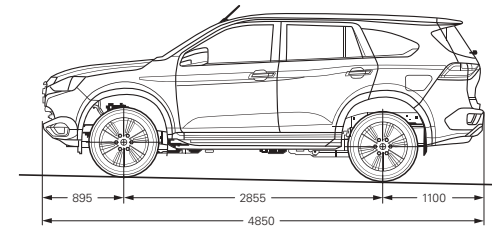
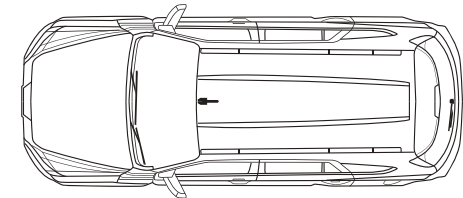
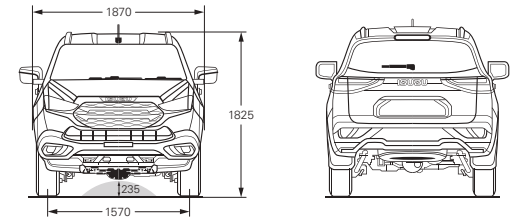
Isuzu MU-X LS-M 4x2 and 4x4



Isuzu MU-X LS-U 4x2 and 4x4



Isuzu MU-X LS-T 4x2 and 4x4



BODY COLOUR OPTIONS

Body Colours



Basalt Black mica



Cobalt Blue mica



Galaxy Blue mica
(LS-U & LS-T Exclusive)



Magnetic Red mica



Mercury Silver metallic



Mineral White



Moonstone White pearl
(LS-U & LS-T Exclusive)



Obsidian Grey mica

Colours depicted herein may differ from actual due to the printing process.

TRIMS AND WHEELS

Interior Trim



High Grade Cloth
(On LS-M & LS-U models)



Leather Accented*
(On LS-T models)

Wheels



LS-M
17" Alloy Wheels with All-Terrain Tyres



LS-U
18" Tungsten Silver Alloy Wheels
with Highway-Terrain Tyres



LS-T
20" Machined Two-tone Alloy Wheels
with Highway-Terrain Tyres

*Seats have leather touches or accents, but are not wholly leather.



ISUZU
UTE
GO YOUR OWN WAY

www.isuzuute.com.au Toll Free: 1300 147 898

Isuzu UTE Australia Pty Ltd (ABN 80 129 563 739, 1000 Wynnum Road, Cannon Hill, Queensland, 4170, Australia) reserves the right to change specifications & content without notice, subject to any applicable Federal, State or Territory laws or regulations which may apply. Any accessories shown herein are illustrative & generally are optional at extra cost, not standard equipment. Colours depicted herein may differ from actual due to the printing process. Please refer to isuzuute.com.au or consult your authorised Isuzu UTE Dealer for current availability of models, options, specifications, colours & Isuzu UTE Genuine Accessories. No part of this brochure can be reproduced without written permission from Isuzu UTE Australia.

All information is true & correct at the time of publishing, December 2022. Printed in Australia. © Copyright Isuzu UTE Australia Pty Ltd 2022.
Part No.: M900230140 – 23MY MU-X SALES BROCHURE